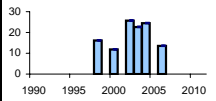
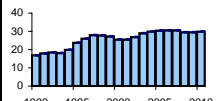
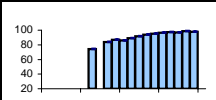
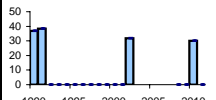
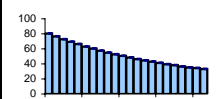
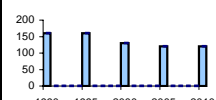
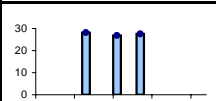


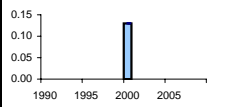
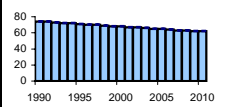
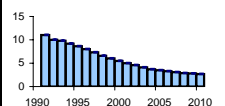
**MDG Country Progress Snapshot: Guatemala** Last update: Dec. 2013

Goals and Targets	Indicators	First Year		Latest Year		Percentage Change	Country Progress	Region Latest Data: Latin America & the Caribbean		
		Value	Year	Value	Year			Level <sup>1/</sup>	Chart	Value
<b>Goal 1: Eradicate Extreme Poverty and Hunger</b>										
Reduce extreme poverty by half	Proportion of population living below \$1.25 (PPP) per day (%)	16.2	1998	13.5	2006	-17	moderate poverty		5.5	2010
Reduce hunger by half	Proportion of population below minimum level of dietary energy consumption (%)	16.9	1991	30.5	2012	80	high hunger		26.8	2010-2012
<b>Goal 2: Achieve Universal Primary Education</b>										
Universal primary schooling	Net enrolment ratio in primary education (enrolees per 100 children)	74.0	1997	98.0	2010	32	high enrollment		95.3	2011
<b>Goal 3: Promote Gender Equality and Empower Women</b>										
Equal girls' enrolment in primary school	Ratio of girls to boys in primary education	0.87	1991	0.96	2010	10	close to parity		0.97	2011
Women's share of paid employment	Share of women in wage employment in the non-agricultural sector (%)	36.8	1990	30.0	2010	-18	medium share		44.2	2011
Women's equal representation in national parliaments	Proportion of seats held by women in national parliament (single or lower house only - %)	7.0	1990	13.3	2013	90	low representation		24.5	2013
<b>Goal 4: Reduce child mortality</b>										
Reduce mortality of under-five-year-old by two thirds	Under-five mortality rate (deaths of children per 1,000 births)	80.4	1990	32.0	2012	-60	low mortality		18	2012
<b>Goal 5: Improve maternal health</b>										
Reduce maternal mortality by three quarters	Maternal mortality ratio (maternal deaths per 100,000 live births)	160	1990	120	2010	-25	moderate mortality		80	2010
Access to universal reproductive health	Contraceptive prevalence rate (percentage of women aged 15-49, married or in union, using contraception)	31.4	1995	43.3	2002	38	moderate access to reproductive health		72.8	2011
	Unmet need for family planning (percentage of women aged 15-49, married or in union, with unmet need for family planning)	28.1	1995	27.6	2002	-2			10.4	2011

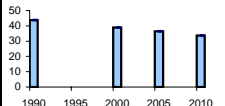
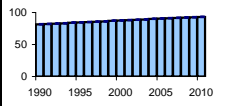
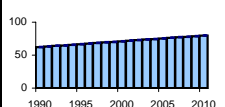
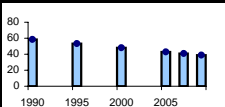
**MDG Country Progress Snapshot: Guatemala** Last update: Dec. 2013

Goals and Targets	Indicators	First Year		Latest Year		Percent- age Change	Country Progress	Region Latest Data: Latin America & the Caribbean	
		Value	Year	Value	Year			Level <sup>1/</sup>	Chart

**Goal 6: Combat HIV/AIDS, malaria and other diseases**

Halt and begin to reverse the spread of HIV/AIDS	HIV incidence rate (number of new HIV infections per year per 100 people aged 15-49)	..	..	0.13	2011	-	intermediate incidence		0.03	2011
Halt and reverse spread of tuberculosis	Incidence rate and death rate associated with tuberculosis	74	1990	61	2011	-18	low mortality		43	2011
	Number of new cases per 100,000 population									
	Number of deaths per 100,000 population	11.0	1990	2.4	2011	-78			3	2011

**Goal 7: Ensure environmental sustainability**

Reverse loss of forests	Proportion of land area covered by forest (%)	43.8	1990	33.7	2010	-23	medium forest cover		47.4	2010
Halve proportion without improved drinking water	Proportion of population using an improved drinking water source (%)	81.4	1990	93.8	2011	15	high coverage		94.0	2011
Halve proportion without sanitation	Proportion of population using an improved sanitation facility (%)	62.0	1990	80.2	2011	29	moderate coverage		82.0	2011
Improve the lives of slum-dwellers	Proportion of urban population living in slums (%)	58.6	1990	38.7	2009	-34	high proportion of slum-dwellers		23.5	2012

**Goal 8: Develop a global partnership for development**

Internet users	Internet users per 100 inhabitants	0.0	1990	16.0	2012	-	moderate usage		38.8	2012
----------------	------------------------------------	-----	------	------	------	---	----------------	---	------	------

The MDG Country Progress Snapshot provides an overview of the progress achieved at country level since 1990 towards the Millennium Development Goals. The snapshot is intended mainly to provide the international community easy access to the information and are not meant to replace in any way the country profiles produced at the national level in several countries. They are also meant to reflect the contribution of country-level progress to the global and regional trends on progress towards the MDGs.

The data used in the snapshot are from the MDG global database (<http://mdgs.un.org/unsd/mdg/Data.aspx>). The metadata and responsible agencies can be found on <http://mdgs.un.org/unsd/mdg/Metadata.aspx>. Sources of discrepancies between global and national figures are due to, among others, different methodology and definitions or different choice of data sources. At the global level, the monitoring of the progress aims to ensure better comparability of data among countries. Country can contact the responsible agencies for resolving data discrepancies.

**Note:** 1) The country progress level indicates the present degree of compliance with the target based on the latest available data. The technical note on the progress level can be found at <http://mdgs.un.org/unsd/mdg/Resources/Static/Products/Progress2012/technicalnote.pdf>.