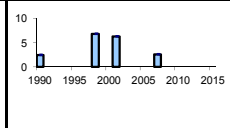
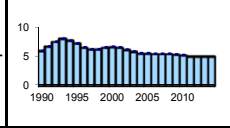
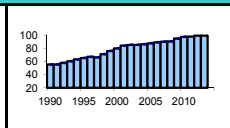
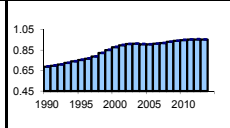
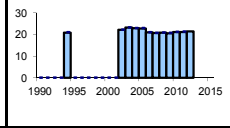
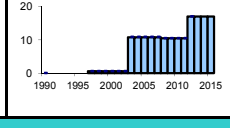
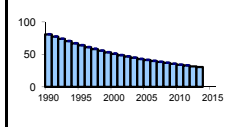
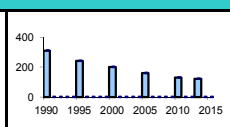
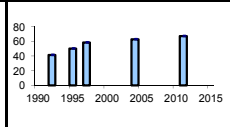
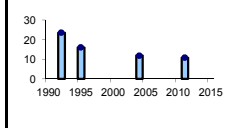

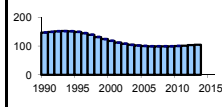
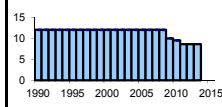
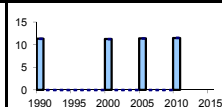
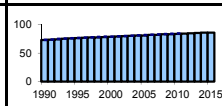
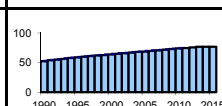
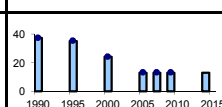
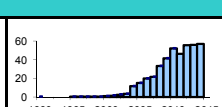


**MDG Country Progress Snapshot: Morocco**
Last update: August, 2015

Goals and Targets	Indicators	First Year		Latest Year		Percentage Change	Country Progress	Region Latest Data: Northern Africa		
		Value	Year	Value	Year			Level <sup>1/</sup>	Chart	Value
<b>Goal 1: Eradicate Extreme Poverty and Hunger</b>										
Reduce extreme poverty by half	Proportion of population living below \$1.25 (PPP) per day (%)	2.5	1990	2.57	2007	5	low poverty		1.5	2011
Reduce hunger by half	Proportion of population below minimum level of dietary energy consumption (%)	5.9	1991	<5	2015	-	very low hunger		<5	2014-2016
<b>Goal 2: Achieve Universal Primary Education</b>										
Universal primary schooling	Net enrolment ratio in primary education (enrollees per 100 children)	55.3	1990	98.8	2014	78	high enrolment		99.5	2015
<b>Goal 3: Promote Gender Equality and Empower Women</b>										
Equal girls' enrolment in primary school	Ratio of girls to boys in primary education	0.68	1990	0.95	2014	41	close to parity		0.96	2015
Women's share of paid employment	Share of women in wage employment in the non-agricultural sector (%)	20.9	1994	21.5	2012	3	low share		19.6	2013
Women's equal representation in national parliaments	Proportion of seats held by women in national parliament (single or lower house only - %)	0.0	1990	17.0	2015	-	low representation		24.6	2015
<b>Goal 4: Reduce child mortality (New data will be available in late September 2015)</b>										
Reduce mortality of under-five-year-old by two thirds	Under-five mortality rate (deaths of children per 1,000 births)	80.7	1990	30.4	2013	-62	low mortality		25	2013
<b>Goal 5: Improve maternal health (New data will be available in late September 2015)</b>										
Reduce maternal mortality by three quarters	Maternal mortality ratio (maternal deaths per 100,000 live births)	310.0	1990	120.0	2013	-61	moderate mortality		69	2013
Access to universal reproductive health	Contraceptive prevalence rate (percentage of women aged 15-49, married or in union, using contraception)	41.5	1992	67.4	2011	62	high access to reproductive health		60.6	2013
	Unmet need for family planning (percentage of women aged 15-49, married or in union, with unmet need for family planning)	23.5	1992	10.9	2011	-54			12.3	2013

**MDG Country Progress Snapshot: Morocco**
Last update: August, 2015

Goals and Targets	Indicators	First Year		Latest Year		Percentage Change	Country Progress	Region Latest Data: Northern Africa			
		Value	Year	Value	Year			Level <sup>1/</sup>	Chart	Value	Year
<b>Goal 6: Combat HIV/AIDS, malaria and other diseases</b>											
Halt and begin to reverse the spread of HIV/AIDS	HIV incidence rate (number of new HIV infections per year per 100 people aged 15-49)	0.01	2001	0.02	2013	45	low incidence		0.01	2013	
Halt and reverse spread of tuberculosis	Incidence rate and death rate associated with tuberculosis	Number of new cases per 100,000 population	147.0	1990	104.0	2013	-29	moderate mortality		50.0	2013
		Number of deaths per 100,000 population	12.0	1990	8.6	2013	-28			5.4	2015
<b>Goal 7: Ensure environmental sustainability</b>											
Reverse loss of forests	Proportion of land area covered by forest (%)	11.3	1990	11.5	2010	2	medium forest cover		1.4	2010	
Halve proportion without improved drinking water	Proportion of population using an improved drinking water source (%)	72.6	1990	85.4	2015	18	moderate coverage		93.0	2015	
Halve proportion without sanitation	Proportion of population using an improved sanitation facility (%)	52.4	1990	76.7	2015	46	moderate coverage		89.0	2015	
Improve the lives of slum-dwellers	Proportion of urban population living in slums (%)	37.4	1990	13.1	2014	-65	moderate proportion of slum-dwellers		11.1	2014	
<b>Goal 8: Develop a global partnership for development</b>											
Internet users	Internet users per 100 inhabitants	0.0	1990	56.8	2014	-	high usage		41.7	2013	

The MDG Country Progress Snapshot provides an overview of the progress achieved at country level since 1990 towards the Millennium Development Goals. The snapshot is intended mainly to provide the international community easy access to the information and are not meant to replace in any way the country profiles produced at the national level in several countries. They are also meant to reflect the contribution of country-level progress to the global and regional trends on progress towards the MDGs.

The data used in the snapshot are from the MDG global database (<http://mdgs.un.org/unsd/mdg/Data.aspx>). The metadata and responsible agencies can be found on <http://mdgs.un.org/unsd/mdg/Metadata.aspx>. Sources of discrepancies between global and national figures are due to, among others, different methodology and definitions or different choice of data sources. At the global level, the monitoring of the progress aims to ensure better comparability of data among countries. Country can contact the responsible agencies for resolving data discrepancies.

**Note:** 1) The country progress level indicates the present degree of compliance with the target based on the latest available data. The technical note on the progress level can be found at <http://mdgs.un.org/unsd/mdg/Resources/Static/Products/Progress2012/technicalnote.pdf>.