

**MDG Country Progress Snapshot: Zambia**

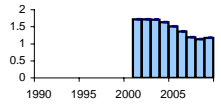
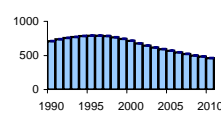
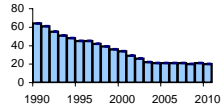
Last update: Dec. 2012

Goals and Targets	Indicators	First Year		Latest Year		Country Progress		Region Latest Data: Sub-Saharan Africa	
		Value	Year	Value	Year	Level <sup>1/</sup>	Chart	Value	Year
<b>Goal 1: Eradicate Extreme Poverty and Hunger</b>									
Reduce extreme poverty by half	Proportion of population living below \$1.25 (PPP) per day (%)	61.1	1991	68.5	2006	very high poverty		47.5	2008
Reduce hunger by half	Proportion of population below minimum level of dietary energy consumption (%)	34.3	1991	47.4	2011	very high hunger		27.0	2008
<b>Goal 2: Achieve Universal Primary Education</b>									
Universal primary schooling	Net enrolment ratio in primary education (enrollees per 100 children)	70.9	1999	92.7	2010	high enrollment		76.2	2010
<b>Goal 3: Promote Gender Equality and Empower Women</b>									
Equal girls' enrolment in primary school	Ratio of girls to boys in primary education	0.92	1999	1.01	2010	parity		0.93	2010
Women's share of paid employment	Share of women in wage employment in the non-agricultural sector (%)	16.6	1990	22.0	2000	low share		32.5	2010
Women's equal representation in national parliaments	Proportion of seats held by women in national parliament (single or lower house only - %)	6.6	1990	11.5	2012	low representation		20.0	2012
<b>Goal 4: Reduce child mortality</b>									
Reduce mortality of under-five-year-old by two thirds	Under-five mortality rate (deaths of children per 1,000 births)	192.8	1990	82.9	2011	high mortality		121	
<b>Goal 5: Improve maternal health</b>									
Reduce maternal mortality by three quarters	Maternal mortality ratio (maternal deaths per 100,000 live births)	470	1990	440	2010	high mortality		500	2010
Access to universal reproductive health	Contraceptive prevalence rate (percentage of women aged 15-49, married or in union, using contraception)	15.2	1992	40.8	2007	moderate access to reproductive health		24.6	2010
	Unmet need for family planning (percentage of women aged 15-49, married or in union, with unmet need for family planning)	30.0	1992	26.6	2007			25.4	2010

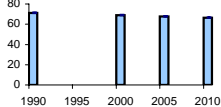
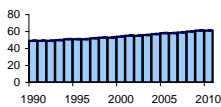
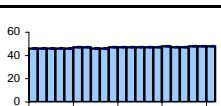
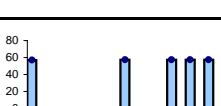
**MDG Country Progress Snapshot: Zambia** Last update: Dec. 2012

Goals and Targets	Indicators	First Year		Latest Year		Country Progress		Region Latest Data: Sub-Saharan Africa	
		Value	Year	Value	Year	Level <sup>1/</sup>	Chart	Value	Year

**Goal 6: Combat HIV/AIDS, malaria and other diseases**

Halt and begin to reverse the spread of HIV/AIDS	HIV incidence rate (number of new HIV infections per year per 100 people aged 15-49)	1.72	2001	1.17	2009	high incidence		4.80	2010	
Halt and reverse spread of tuberculosis	Incidence rate and death rate associated with tuberculosis	Number of new cases per 100,000 population	710	1990	462	2010	low mortality		276	2010
		Number of deaths per 100,000 population	64.0	1990	20.0	2010			30	2010

**Goal 7: Ensure environmental sustainability**

Reverse loss of forests	Proportion of land area covered by forest (%)	71.0	1990	66.5	2010	high forest cover		28.1	2010
Halve proportion without improved drinking water	Proportion of population using an improved drinking water source (%)	49.0	1990	61.0	2010	low coverage		61.0	2010
Halve proportion without sanitation	Proportion of population using an improved sanitation facility (%)	46.0	1990	48.0	2010	very low coverage		30.0	2010
Improve the lives of slum-dwellers	Proportion of urban population living in slums (%)	57.0	1990	57.3	2009	very high proportion of slum dwellers		61.7	2012

**Goal 8: Develop a global partnership for development**

Internet users	Internet users per 100 inhabitants	0.0	1990	11.5	2011	moderate usage		12.6	2011
----------------	------------------------------------	-----	------	------	------	----------------	---	------	------

**The MDG Country Progress Snapshot** provides an overview of the progress achieved at country level since 1990 towards the Millennium Development Goals. The snapshot is intended mainly to provide the international community easy access to the information and are not meant to replace in any way the country profiles produced at the national level in several countries. They are also meant to reflect the contribution of country-level progress to the global and regional trends on progress towards the MDGs.

The data used in the snapshot are from the MDG global database (<http://mdgs.un.org/unsd/mdg/Data.aspx>). The metadata and responsible agencies can be found on <http://mdgs.un.org/unsd/mdg/Metadata.aspx>. Sources of discrepancies between global and national figures are due to, among others, different methodology and definitions or different choice of data sources. At the global level, the monitoring of the progress aims to ensure better comparability of data among countries. Country can contact the responsible agencies for resolving data discrepancies.

**Note:** 1) The country progress level indicates the present degree of compliance with the target based on the latest available data. The technical note on the progress level can be found at <http://mdgs.un.org/unsd/mdg/Resources/Static/Products/Progress2012/technicalnote.pdf>