



Session 2a. Engaging with citizens: lessons learnt and challenges

Crowdsourcing and Community Spotlights in Canada



Cara Williams, Statistics Canada
UN Expert Meeting

What this presentation will cover



Importance of Civil Society and Citizen Generated data



Civil society and the SDGs in Canada – Making it easier for civil society to see themselves in SDG reporting




How Crowdsourcing has been used by Statistics Canada



What did StatCan do to examine quality in Crowdsourcing collection?

Benefits of using civil society information



Highlights a whole of society approach

The SDGs cannot be achieved by government action alone. It requires everyone to take action



Builds trust and collaboration

Civil society becomes more engaged with the NSO and sees themselves as contributors to the measurement and monitoring



Highlights good data curation

Working with civil society we have been able to discuss issues related to data quality – allows us to take the data stewardship role beyond government

Citizen generated data and SDGs



- SDGs cannot be achieved without everyone working together – Governments, academia, private sector and civil society

INCLUSIVE



- The pandemic showed us just how quickly things can change. Traditional data collection methods take time – citizen generated data such as crowdsourcing can be a supplemental source of information

FAST



- Can be used but there are limitations and conditions

LIMITATIONS

INFOGRAPHIC HIGHLIGHTS



4 QUALITY EDUCATION


5 GENDER EQUALITY


6 CLEAN WATER AND SANITATION

“This is so wonderful! The team has seen the feature and are so impressed and excited that we were able to be a part of it. Thank you so much again for connecting with us.” – Water First

Data Quality Assessment Tool For Civil Society Data

100

 <p>Core principles</p>	<ul style="list-style-type: none">■ Benefit to Canadians■ Fairness and do no harm (ethical dimension)■ Transparency and accountability■ Privacy■ Confidentiality	<ul style="list-style-type: none">■ Pass / Fail for each■ Criteria for each■ A fail in any one principle - is a fail
--	--	--

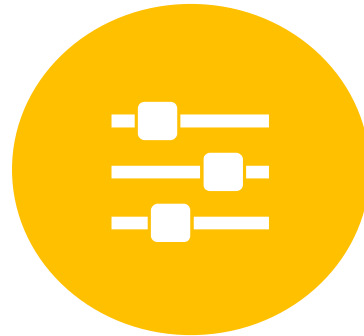
 <p>Quality dimensions</p>	<ul style="list-style-type: none">■ Relevance■ Accuracy and Reliability■ Timeliness and punctuality■ Accessibility and Clarity■ Interpretability■ Coherence and Comparability	<ul style="list-style-type: none">■ Several criteria for each dimension■ Score based on compliance to the criteria and aggregated pass or fail is returned for each element (High, medium, low, does not satisfy any criteria)
--	--	---

How does it work?



Core Principles

- StatCan's core principles
- 5 pass/fail elements
- Data collection, editing and dissemination
- Data ethics



Quality Dimension


- StatCan's 6 dimensions of quality
- Score for each elements



Outcome

- Indicate the suitability of the data source
- Highlights elements which did not meet the standards

Next steps



Prototype

Interactive online questionnaire that allows the user to receive instant feedback and score on the quality of their data



Country Case Study

Documentation to share our experience in adapting an existing tool



Remaining Challenges

Address questions such as: is it acceptable to publish partial data, for example available only for a small sub-region



How Crowdsourcing has been used by Statistics Canada



Crowdsourcing to get citizens comments on what their priorities and comments are in specific areas



Crowdsourcing when there is no other source of data



Using Crowdsourcing for data collection in emergency situations such as the pandemic

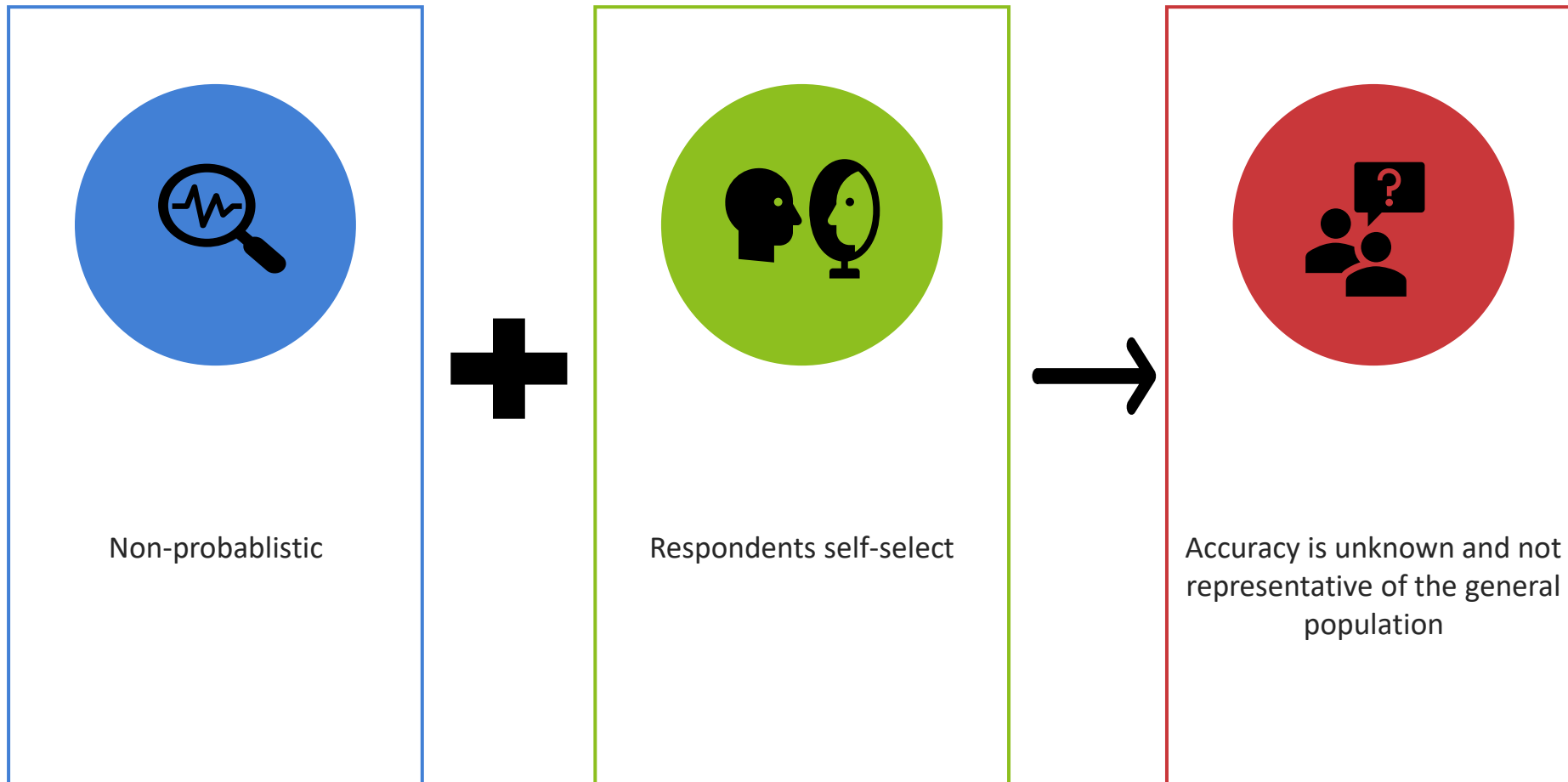
Crowdsourcing in Emergency Situations

- Canada went in the first lockdown on March 13, 2020 but by April 3, 2020 Statistics Canada began a series of crowd sourcing data collection activities that examined the impacts of the COVID-19 on Canadians.

Subjects crowdsourcing covered

- Disability
- Economic accounts
- Health
- Income and expenditure accounts
- Mental health and well-being

Limitations





Thank you!!

[SDG infographics example: Sustainable Development Goals: Goal 5, Gender Equality \(statcan.gc.ca\)](#)

Crowdsourcing example: [COVID-19 and visible minority groups' perceptions of safety \(statcan.gc.ca\)](#)