

National SDG Tracker in Asia-Pacific region

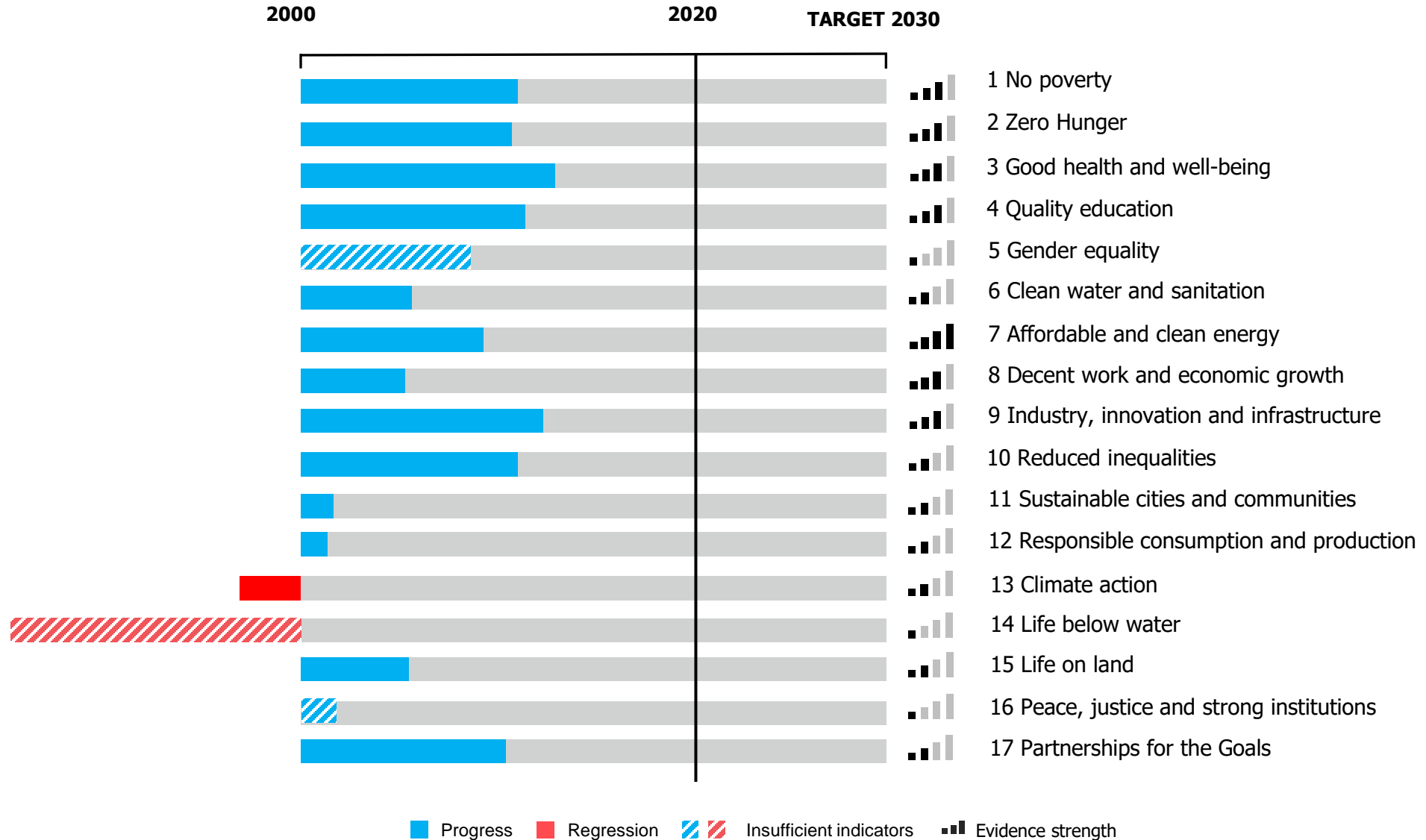
12th Meeting of the IAEG-SDGs, 3 November 2021

Arman Bidarbakhtnia
UN-ESCAP

NATIONAL SDG
TRACKER

ESCAP is tracking progress at “regional” level

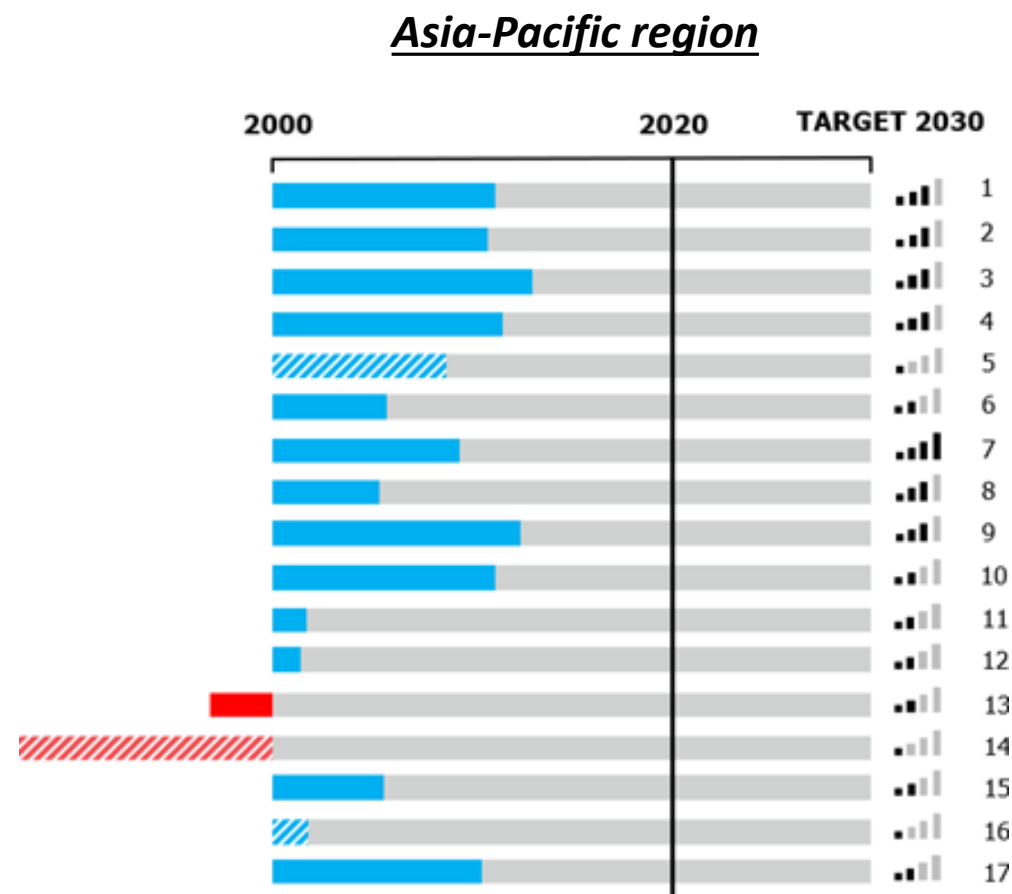
Asia-Pacific region



ESCAP is tracking progress at “regional” level

Using

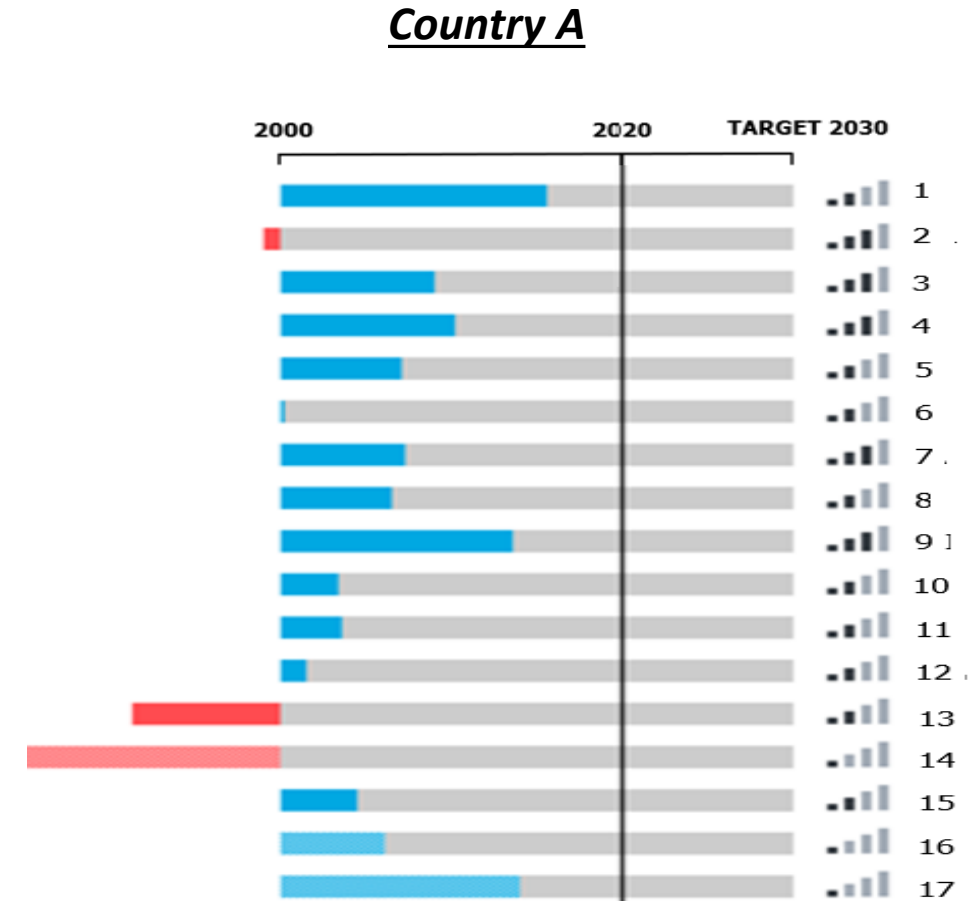
- **Global** list of SDG indicators
- **Regional** target values
- **Regional** aggregates & trends



How can “country A” track progress? using its ...

- “National” SDG indicators
- “National” target values
- “National” data and trends

And own the results



An analytical tool for Governments:

NATIONAL SDG
TRACKER

<https://data.unescap.org/>

Facilitates:

- Access to your country data for SDG indicators on the global database
- Running calculations in few steps & make sense of your data

Allows you to

1. Add indicators & disaggregations
2. Edit/add data
3. Remove indicators
4. Set national targets

Provides you with

Your SDG snapshot and dashboard

How does it work?



1. Get access

A screenshot of the National SDG Tracker login interface. The page is split into two main sections. The left section is a white login form with the following elements: the text "Welcome Back" at the top; the text "LOGIN WITH EMAIL" below it; a label "Email address" above a text input field containing "bakhtnia@un.org"; a label "Password" above a password input field with masked characters; a checkbox labeled "Keep me logged in" and a link "Forgot Password?" to its right; a green "Login" button with a lock icon; and a link "Don't have an account? Request an account" at the bottom. The right section is a light gray background featuring the "NATIONAL SDG TRACKER" logo, where "TRACKER" is in a larger font and includes a colorful circular icon.

How does it work?

2. Edit indicators & data

NATIONAL SDG TRACKER

Edit Indicators & Data Results Resources

Indicators & Data Indicators List NSO

Indicators & Data Baseline Year for Snapshot : 2000

Search ... Show Only Modified Hide No Data

GOAL 1 No poverty

- TARGET 1.1 International poverty
- TARGET 1.2 National poverty
 - 1.2.1 National poverty
 - Population living below the national poverty line **TOTAL**
 - 1.2.2 Poverty according to national dimensions
 - 1.2.P1 National poverty rate **PROXY**
 - 1.2.P2 National poverty gap **PROXY**
 - TARGET 1.3 Social protection
 - TARGET 1.4 Access to basic services
 - TARGET 1.5 Resilience to disasters

Series Unit: % of population

Trend Direction: Decrease

Target Value: 6.9858

Minimum Value: 0.4

Maximum Value: 83.3

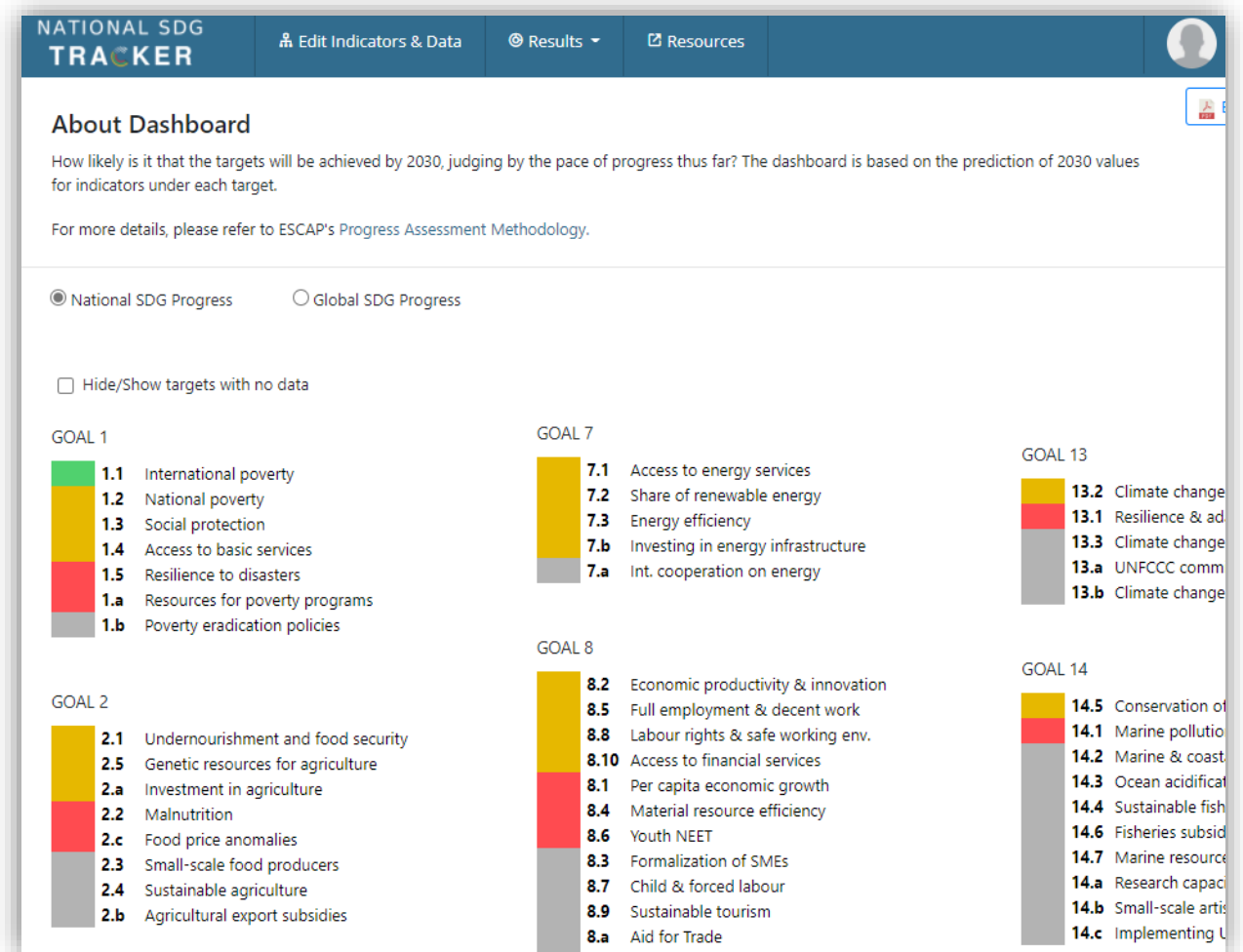
Prediction Method: Weight By Time

Data Value

2000	42.3	2002	32.4	2004	26.8	2006	21.9
2007	20	2008	20.4	2009	17.9	2010	16.4
2011	13.2	2012	12.6	2013	10.9	2014	10.5
2015	7.2	2016	8.6	2017	7.9	2018	9.9

How does it work?

3. Generate SDG snapshot & dashboard



Country experiences with Tracker

	Considering	Implementing
Asia-Pacific	Fiji	Nauru
	Uzbekistan	Kyrgyzstan
		Tonga
		Philippines
		Maldives
		Brunei Darussalam
		Samoa
Africa (ECA leading)	Somalia	Egypt ¹
	Botswana	

¹ Applying the methodology outside National SDG Tracker

THANK YOU



SDG GATEWAY
Asia Pacific

<https://data.unescap.org/>

