



Leaving no one behind, whatever their language

Jason Symons
Data Solutions Manager
Research, Evidence and Advocacy
CLEAR Global





Around half the world's population do not speak the languages of power

Language diversity

NUMBER OF LANGUAGES SPOKEN

1

840

47 AVG

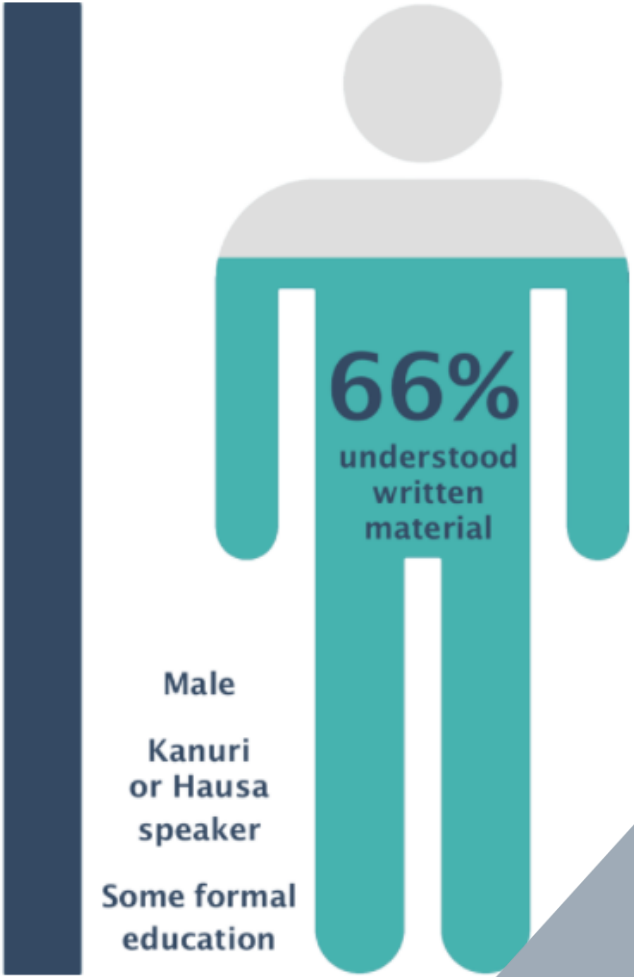
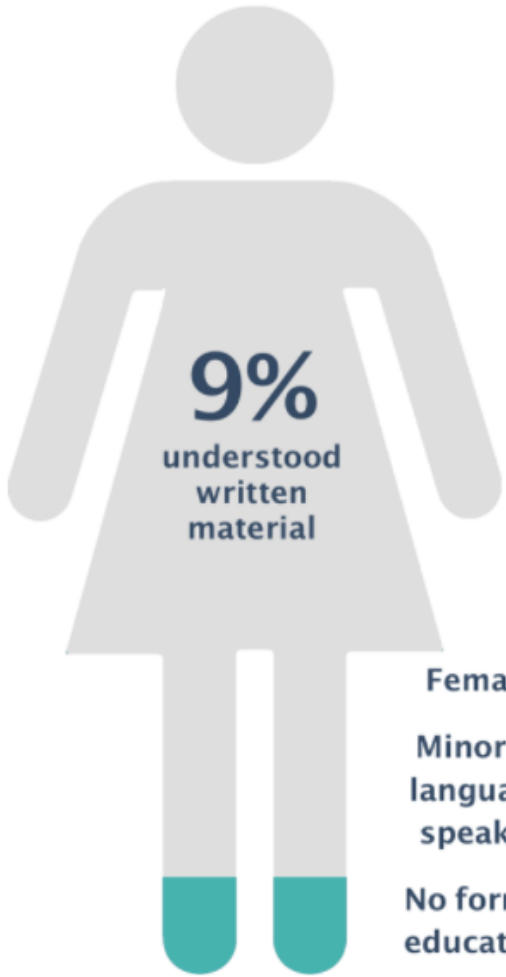
CARTO

Gender,
age,
(dis)ability

Vulnerability

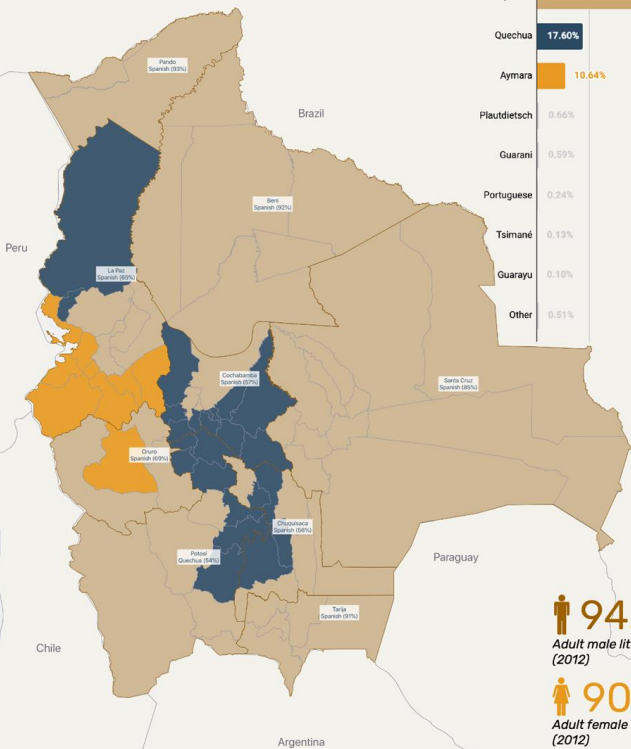
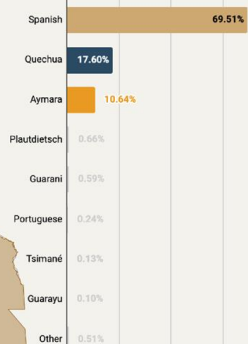
Language

Wealth &
poverty



Language map of Bolivia

Most common languages spoken in Colombia (% of population)



94.6%
Adult male literacy rate (2012)

90.7%
Adult female literacy rate (2012)

Most common first language

■ Aymara
 ■ Quechua
 ■ Spanish

Region name (primary language)

The 2012 census of Bolivia records 37 major languages and dialects spoken in the country. Spanish and all Indigenous languages have the status of official languages. Of these, the census indicates that Spanish is the most widely spoken as a first language (70% of the population), followed by Quechua (16%) and Aymara (11%).



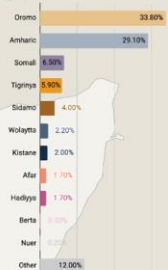
Translators without Borders, September 2021.

Sources:

2012 Bolivia Population census.

Language map of Ethiopia

Most common primary languages spoken in Ethiopia (% of population)



59.2%
Adult male literacy rate (2017)

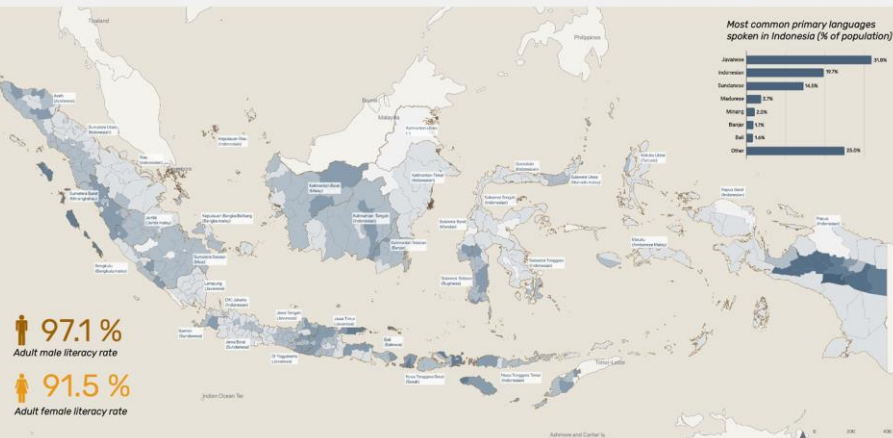
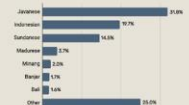
44.4%
Adult female literacy rate (2017)

Most common primary language

■ Oromo
 ■ Somali
 ■ Tigrinya
 ■ Sidamo
 ■ Hadiyya

Indonesian language map

Most common primary languages spoken in Indonesia (% of population)



97.1%
Adult male literacy rate

91.5%
Adult female literacy rate

Percentage of population in Indonesia who speak Indonesian as their first or second language


■ < 10%
 ■ 10% - 50%
 ■ 51% - 75%
 ■ 76% - 85%
 ■ 86% - 95%
 ■ > 95%

Province name (primary language)

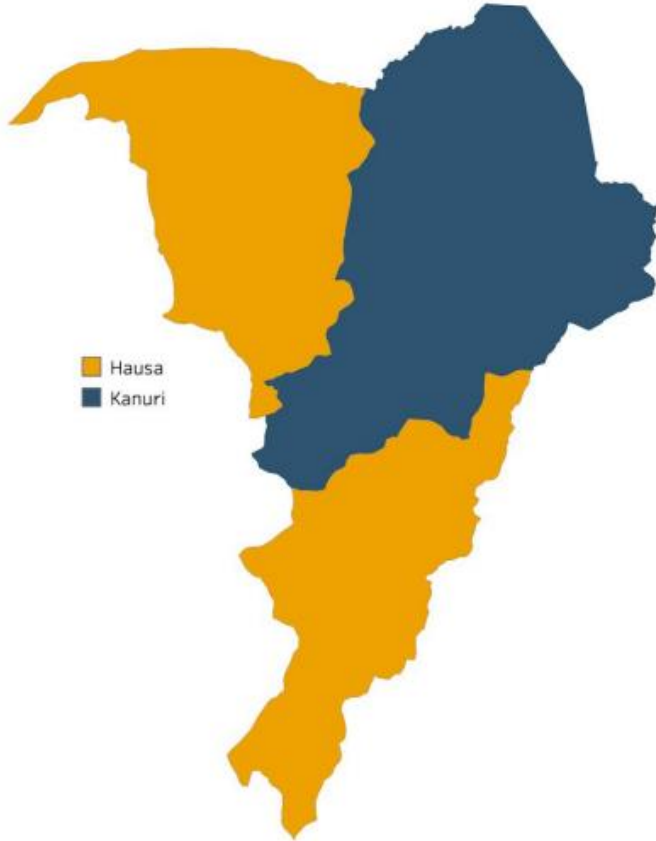
There are 829 named languages referenced in the 2010 census. Indonesian (Orang locally as Bahasa Indonesia) is the primary lingua franca throughout Indonesia. According to the 2010 census, there are 13.6 million people throughout the country who don't speak Indonesian. Rates of speaking Indonesian are especially low in the provinces of Papua, Sumatera Utara, and Jawa Timur.

Sources: 2010 Indonesian Population Census, BCSA Admin boundaries for Indonesia.


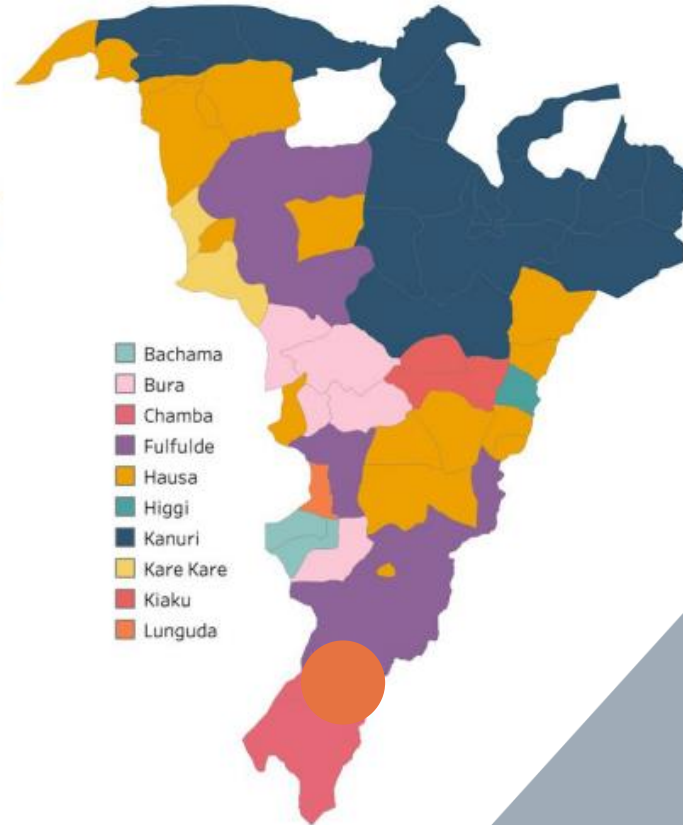
Most common main language in northeast Nigeria



without MSNA data



with MSNA data



- **What is the main language you use at home?**
- **Which language do you prefer to receive written information in?**
- **Which language do you prefer to receive spoken or signed information in?**
- **How do you prefer to receive information (in person, radio, TV, poster, leaflet, phone call, SMS, etc.)?**



M&E team designs the survey in written **English**



Enumerators sight translate the survey into **Hausa or Kanuri**





Enumerators conduct the survey orally in **Hausa or Kanuri**



Enumerators enter survey result in **English**



Enumerators conduct the survey orally in one of **30+ local languages**



Closing the
language data
gap

Communicating
with people in
their own
language

Hearing from
those left
behind

**Helping people get vital information, and be
heard, whatever language they speak**



jason.symons@clearglobal.org

info@clearglobal.org

clearglobal.org

translatorswithoutborders.org

 **CLEAR
Global**

 **Translators
without Borders**