





# EU SDG monitoring - the annual indicator review process

Kathrin GEBERS– Eurostat








*Session “Implementation, monitoring and reporting on the SDGs”*

*14<sup>th</sup> meeting of the IAEG Sustainable Development Goals– 24 October 2023*

<b>UN SDG indicators</b> (as of November 2022) 	<b>EU SDGs indicators</b> (2023 set) 
Structured along 17 goals and 169 targets	Structured along 17 goals
231 indicators	100 indicators; 68 aligned with UN SDG indicators
64% (148 indicators) “ready to use” (tier I internationally established methodology and standards; data regularly produced for at least 50% of countries)	100% “ready to use”
17 multipurpose indicators	33 multipurpose indicators
Comprehensive reviews in 2020 and 2025	Reviewed annually

# Trend assessment methodology

Symbol	With quantitative target	Without quantitative target
	Significant progress towards the EU target	Significant progress towards SD objectives
	Moderate progress towards the EU target	Moderate progress towards SD objectives
	[Category not applicable]	No progress towards SD objectives
	Insufficient progress towards the EU target	Moderate movement away from SD objectives
	Movement away from the EU target	Significant movement away from SD objectives
:	Calculation of trend not possible (e.g. time series too short)	

## Assessment of individual indicator trends...

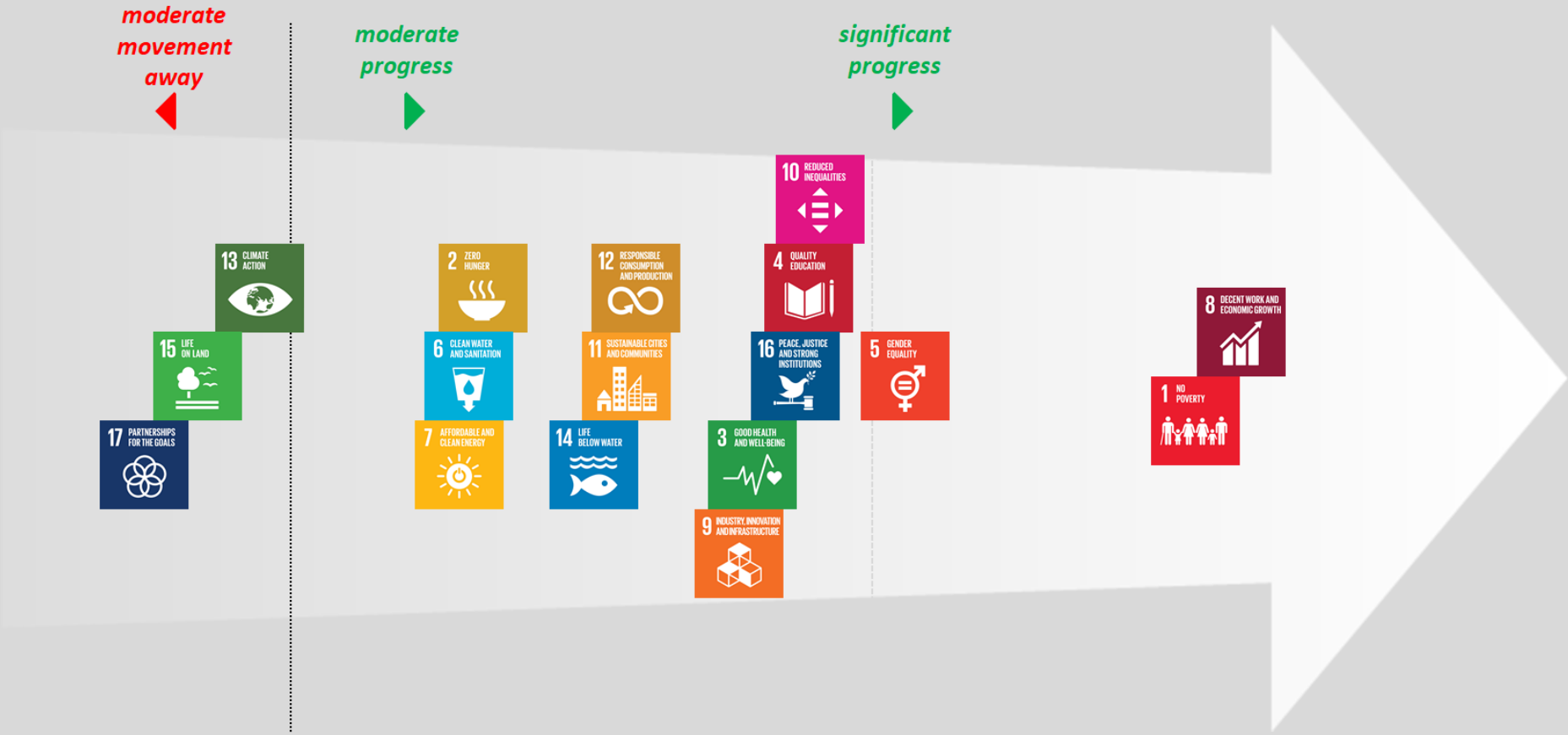
...with an existing quantitative policy target:  
*„Is the EU on track to reach the target?“*

...without a quantitative target:  
*„Is the EU moving in the right direction with regards to...?“*



# Overview of EU progress towards the SDGs over the past 5 years, 2023

(Data mainly refer to 2016-2021 and 2017-2022)



# Annual review of EU SDG indicator set

## Consultation of

- Directorates General of the Commission (e.g. ENV, EMPL), EEA
- Eurostat specialist units
- Committees of EU Member States (EMCO-IG, SPC-ISG)
- EU National Statistical Institutes
- Civil society



# Review Principles



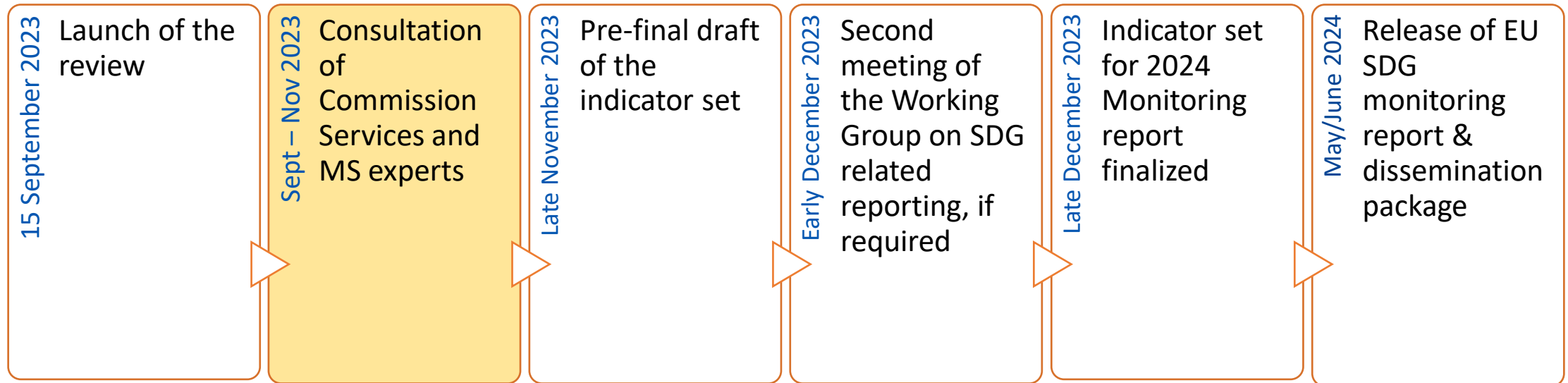
Preserve key features of EU SDG indicator set

- six indicators per SDG
- multipurpose indicators
- new indicators replacing existing ones within the same SDG

Replacement of indicators only if leading to improved measurement of progress towards SDGs

- New indicators should be «ready-to-use»
  - harmonized and transparent methodology
  - EU aggregate and data for all MS
  - data source open for ESTAT and
  - published earlier than the usual date of the EU SDG MR
- Compliant with quality standards and selection criteria
- In line with policy initiatives and Commission priorities

# Timeline – Indicator review






# Outcome of the review exercise 2024

## Forecast and selection of new EU SDG indicators:

- SDG 12: Consumption footprint
- SDG 13: Green bond issuance
- SDG 16: Human trafficking



# Communication package



**Looking for the full overview of all Eurostat SDG products and direct access to all Eurostat SDG publications, indicators, key findings, data and much more?**

Eurostat SDG dedicated section (<https://ec.europa.eu/eurostat/web/sdi/overview>).

# Thank you

Contact: [ESTAT-SDG-MONITORING@ec.europa.eu](mailto:ESTAT-SDG-MONITORING@ec.europa.eu)



© European Union 2023

Unless otherwise noted the reuse of this presentation is authorised under the [CC BY 4.0](https://creativecommons.org/licenses/by/4.0/) license. For any use or reproduction of elements that are not owned by the EU, permission may need to be sought directly from the respective right holders.

Slides 6, 7, 8, 9: icons, source: [www.flaticon.com](https://www.flaticon.com)

