



Well-being and SDGs in the Netherlands

Bo Hoogerwerf, Statistics Netherlands

08-02 2024



Brief history

- Different monitoring systems related to sustainability
- 2016: First SDG report
- 2018: First well-being report
- 2019: A single integrated measurement framework that is the foundation of all our work on well-being and the SDGs

Conference of European Statisticians Recommendations on
Measuring Sustainable Development



UNITED NATIONS



Dimensions of well-being



“Well-being concerns the quality of life here and now as well as the extent to which this quality is achieved at the expense of future generations or of people in other countries”

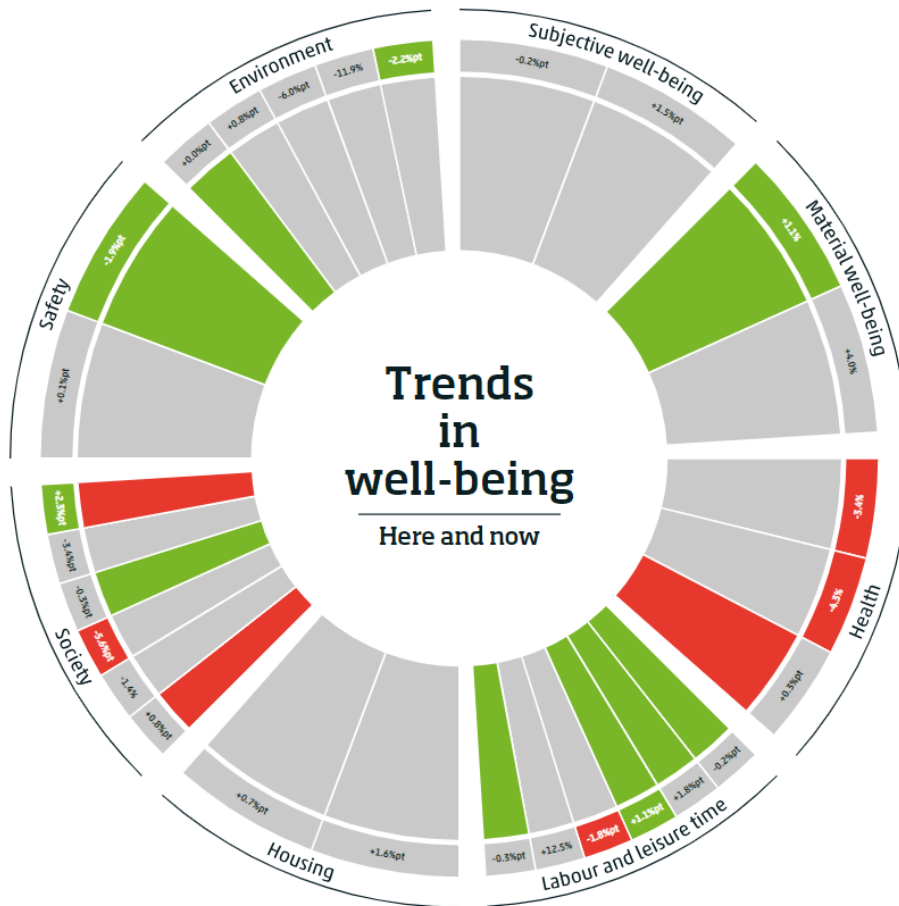
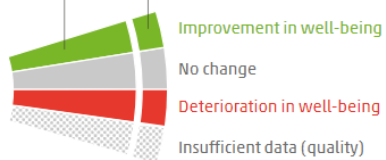
Key indicators

Trends in well-being and SDG's: Here and now

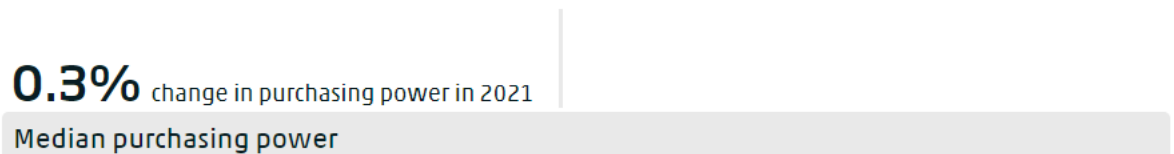
Key

Medium-term trend (8 years)

Change (most recent year)



Additional information from the SDGs



Framework for SDG indicators in context

- **Resources and opportunities:** rights, freedoms and other possibilities that people have; capacity of infrastructures and systems; access to and affordability of services
- **Use:** number of people, households, companies who use resources and opportunities, including aspects of behavior
- **Outcomes:** positive and negative effects of use
- **Subjective assessment:** people's subjective assessment of outcomes, including satisfaction, concerns, expectations

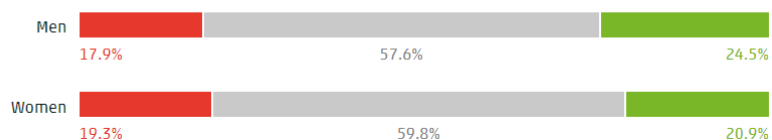
Leave no one behind

Distribution of well-being

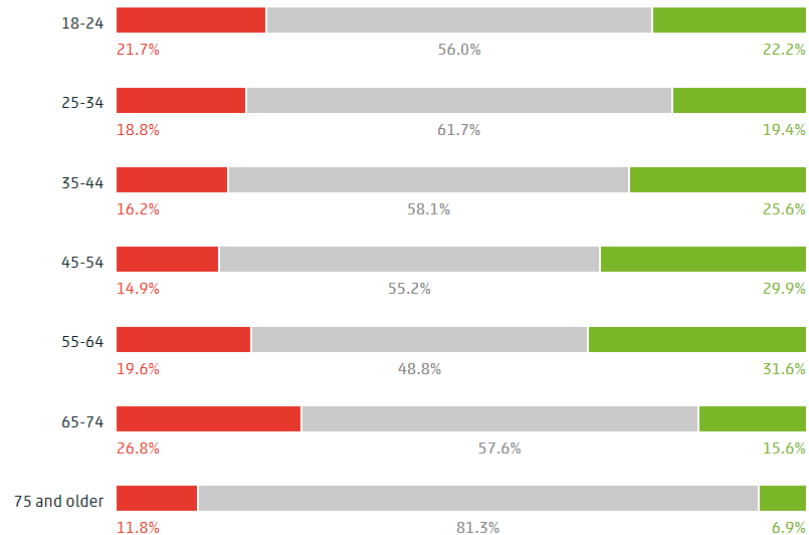
- Groups in the Dutch population
 - Sex
 - Age
 - Education level
 - Origin/country of birth
- Regional

Groups in Dutch population

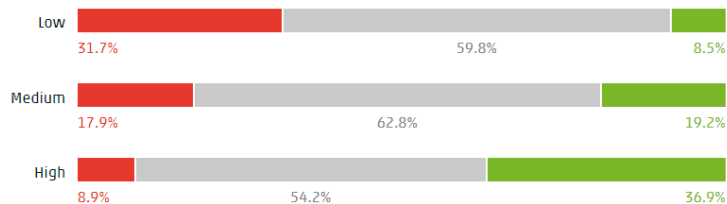
Sex



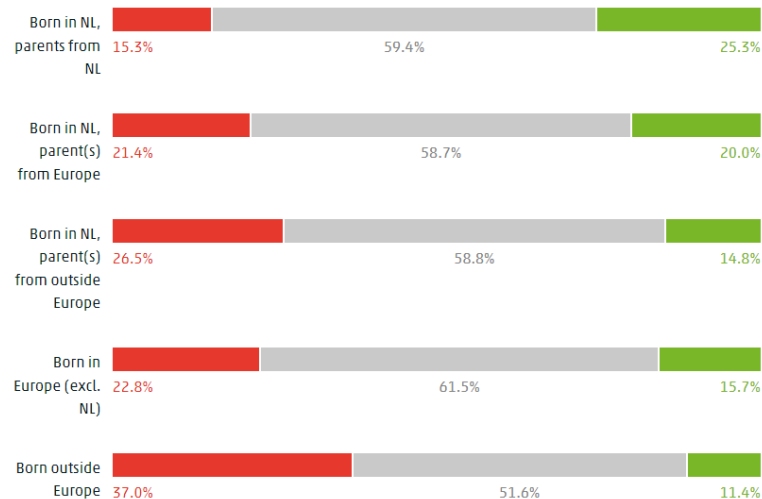
Age



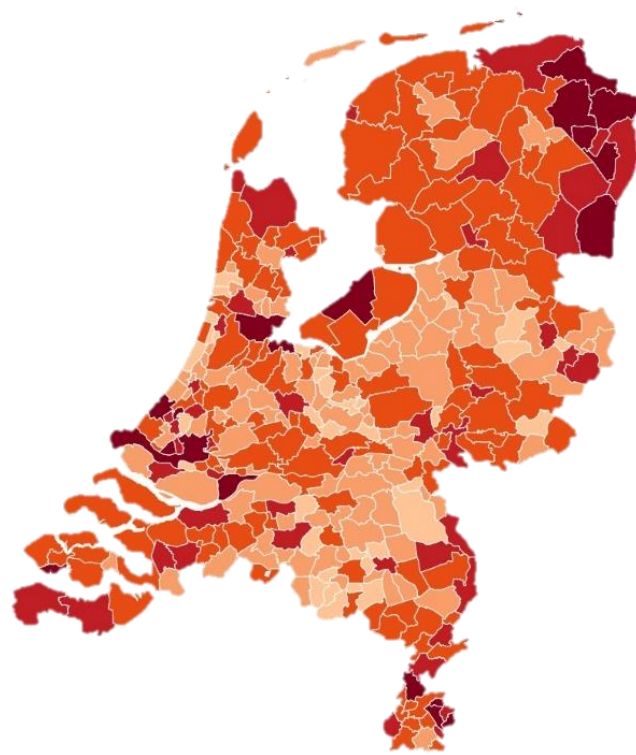
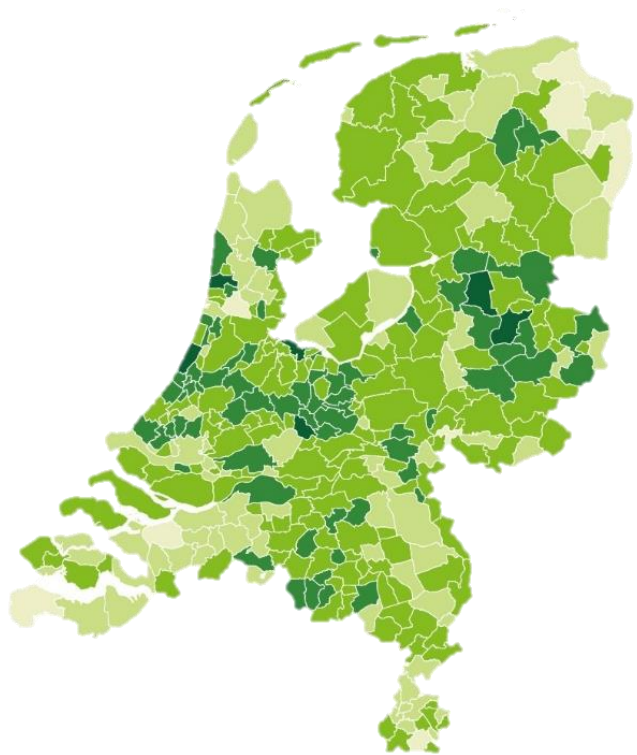
Highest completed level of education



Origin/country of birth



Regional well-being



Usability

- Convergence on a single framework and a common language
- Used as the national SDG report
- Used on Accountability Day and Budget Day (Prince's Day)
- Over 500 indicators



Facts that matter