



KNBS Data Journey to an Evidence-Based Voluntary National Review

Efforts Undertaken to Close Data Gaps and Improve Data Quality

Director General

Kenya National Bureau of Statistics

Dr. Macdonald Obudho



Outline

1

- Introduction
- KNBS Coordination Role on Data

2

- National SDG Indicator Framework
- Challenges with Administrative Data and Statistics

3

- Harnessing New Data Sources for SDG Statistics
- Capacity Development Initiatives

4

- Conclusion
- Q&A

Introduction

We explore the KNBS Data Journey in the Voluntary National Review (VNR) process, with focus on:

1. Data Coordination of the NSS in the VNR process
2. Addressing SDG data gaps
3. Ensuring data quality

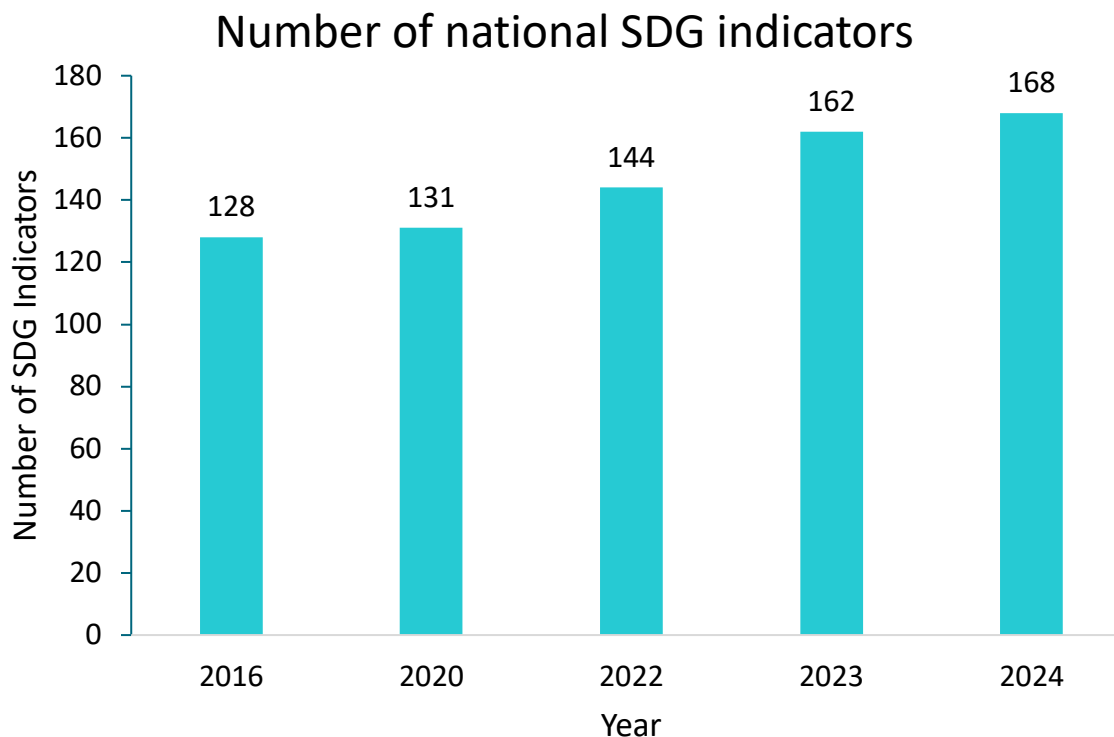
KNBS Coordination Role on Data

KNBS Coordination Role on data in the VNR Process

- KNBS worked closely with the SDEP which is responsible for coordination the VNR process
- At the beginning of the VNR process, KNBS collected information on administrative data from Ministries, Departments and Agencies (MDAs)
- KNBS verified and validated administrative data used in the VNR report through various Technical Working Committees (TWCs)
- KNBS updated the National Indicator Framework of SDGs, which was the basis for the VNR report, and ensured that the level of disaggregation of indicators was meeting the needs of the VNR report

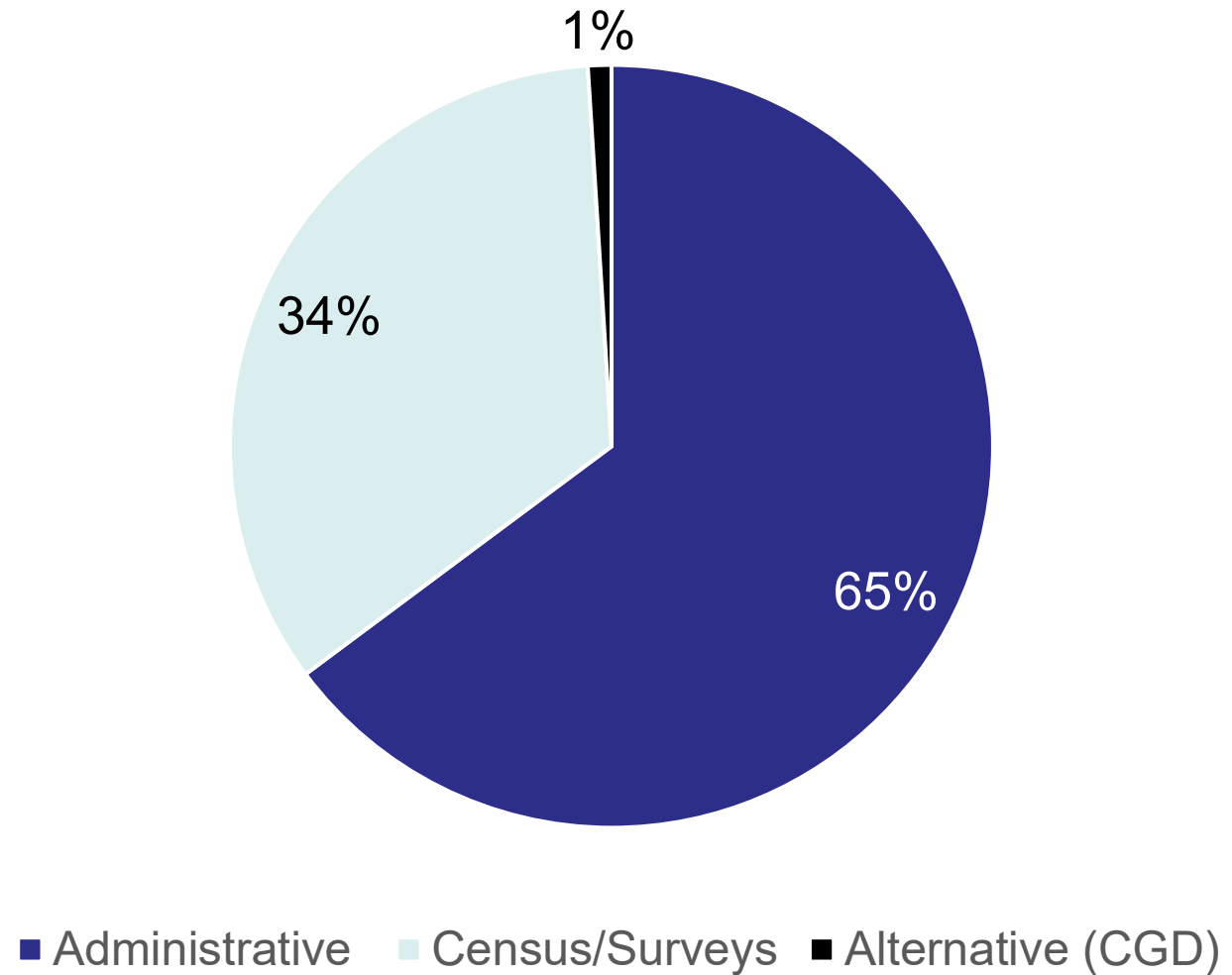
The Number of SDGs Indicator in consecutive VNRs

- Kenya have made significant strides in the number of indicators in the NIF
- As of 2024, 67.7% of indicators have available data (168/248)
- Since the last VNR in 2020, more than 30 indicators have been added to the NIF
- About one third (32.3%) of the are not being tracked and therefore progress on them cannot be quantified



Data Sources for the SDGs Indicators

- Administrative data is the main source of data for SDGs indicators. This underscores the importance of strengthening collaboration and technical capacity within the National Statistical System (NSS)



Sources of SDG Data Gaps

SDG Data gaps

- Number of indicators that Kenya is tracking: 168 out of 248
- Data gaps exist when:
 - ✓ Data is completely missing
 - ✓ Data is available but cannot be accessed
 - ✓ Data not disaggregated
 - ✓ Data collected but not compiled
 - ✓ Data not upto date

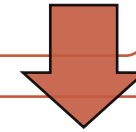
How we maintain Data quality

Data Quality Assessment

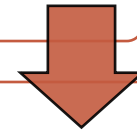
- KNBS has frameworks (legislative, quality) to ensure production of quality data
- Quality assessments considers quality attributes apart from data availability, such as accuracy, comparability, reliability, accessibility, punctuality and timeliness
- KNBS is responsible for validating data used in the VNR report

Encountered challenges with Administrative Data and Statistics

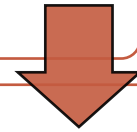
Some administrative data is not sufficient to comprehensively measure the SDG Indicators



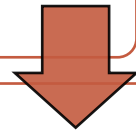
Difference in reference period and target population



Data discrepancies between administrative data and survey/census findings




Use of non-standard units in measuring indicators e.g., use of absolute numbers instead of percent/proportion



MDAs have limited technical capacity for collecting, managing, and analyzing administrative data

Reusing Citizen-Generated Data (CGD) to fill data gaps



KNBS leveraged Citizen-Generated Data (CGD) to close data gaps in the SDGs where official data is not available

Kenya developed a criteria for validating the CGD in 2022. Since then we have examined data from about 30 CSOs with data from only 2 CSOs passing the quality threshold.




KNBS utilized CGD to fill data point gaps for 2 indicators, i.e. 4.1.1 and 5.3.3 The data is integrated in the National Indicator Framework of SDGs

Other new data sources

Other new data sources leveraged by KNBS to improve the quality and completeness of SDG statistics

KNBS commits to continue using CGD in addition to Geospatial/remote sensing data to fill SDG data gaps



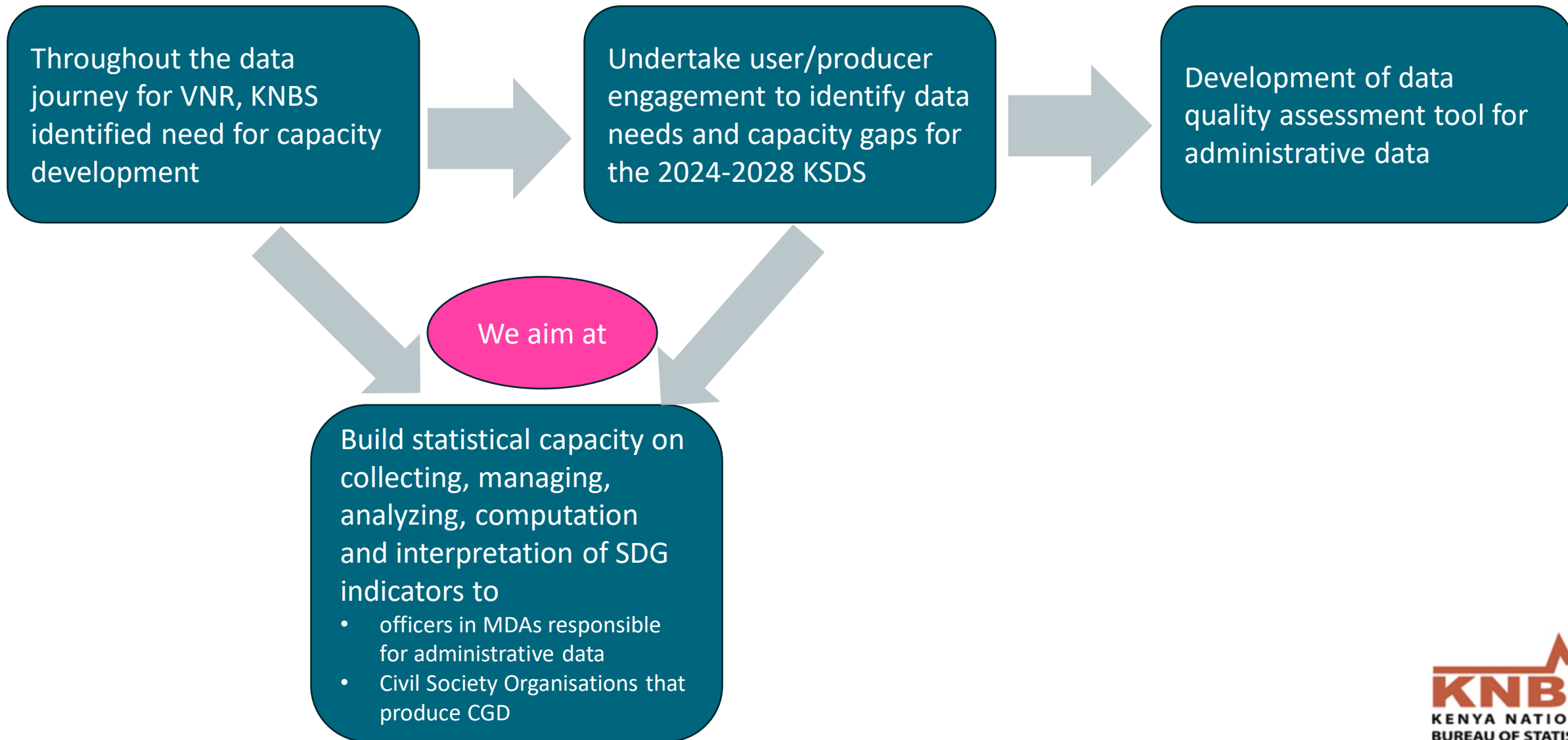
Planned capacity building with the International Research Center of Big Data for Sustainable Development Goals (CBAS) and PARIS21

Our contribution in the 2024 VNR

KNBS contribution to the 2024 VNR of Kenya

- Supply and quality assurance of SDG indicators and data for the VNR report
- Reviewing of the VNR report
- Consultations with MDAs (providers of administrative data) in case of data discrepancies or query
- Applying a whole-of-society approach to data through CGD use
- Development of the Statistical Annex
<https://www.knbs.or.ke/knbs-sdgs/>


Capacity Development Initiatives



Conclusion



KNBS will continue to play a vital role in advancing the SDGs agenda in Kenya by providing quality data



Exploration and use of alternative data sources to close data gaps



Continued collaboration and partnerships with development partners and stakeholders



Build statistical capacity within the NSS and Beyond

**Thank you for your
Attention!**

The background features a series of overlapping, flowing lines in shades of orange and white. The lines are composed of many thin, parallel strands that create a sense of depth and movement, resembling a stylized ribbon or a dynamic wave pattern. The overall aesthetic is clean and modern.