

Regional SDG monitoring in Asia and the Pacific

International Workshop on the Monitoring of the Sustainable Development Goals, 12-13 Jan 2022

Arman Bidarbakhtnia
UN-ESCAP

Two questions:

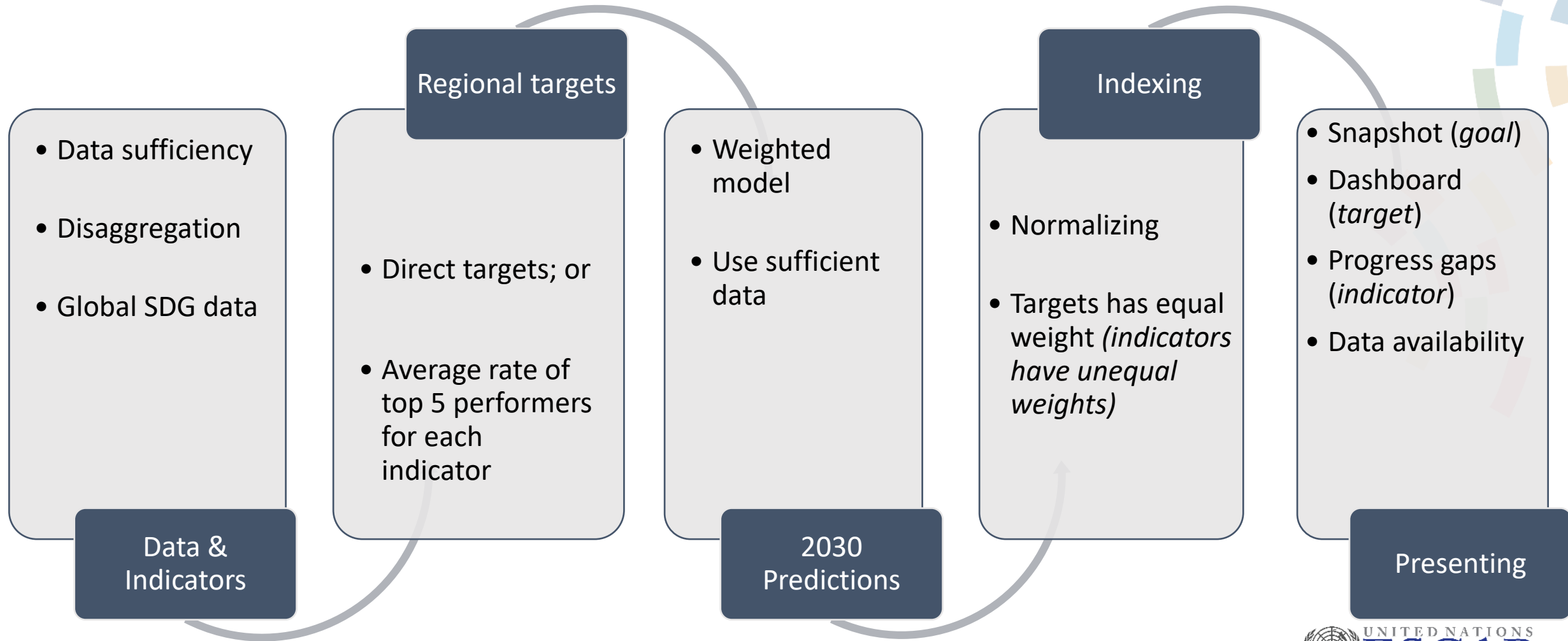


How much progress has country/region made since 2000?



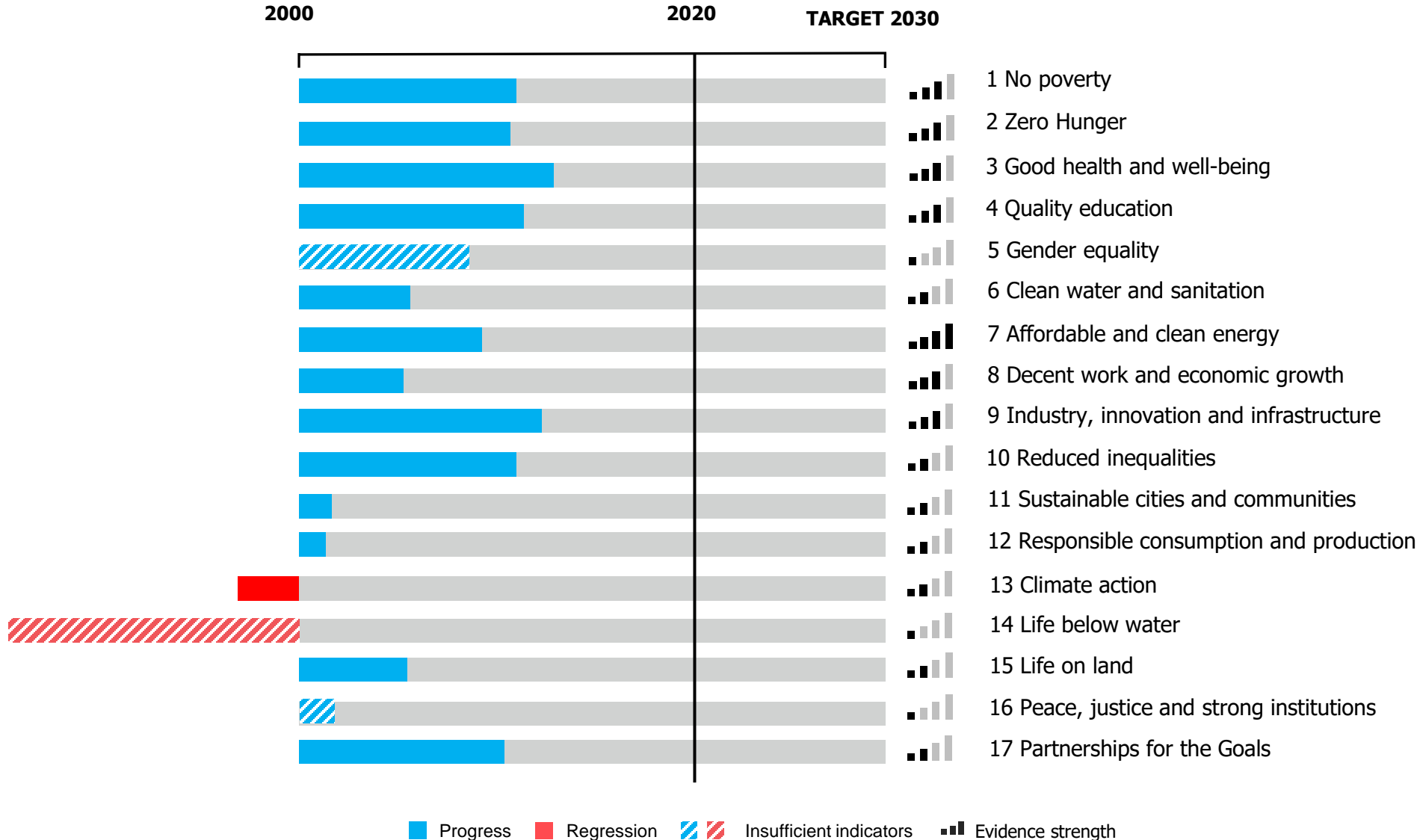
Continuing business as usual, will country/region achieve its targets by 2030?

UNESCAP's Methodology: Steps



Progress snapshot: Asia-Pacific

Asia-Pacific



■ Progress ■ Regression ■ Insufficient indicators ■ Evidence strength

Dashboard: Progress expected by 2030

GOAL 1

- 1.1 International poverty
- 1.2 National poverty
- 1.4 Access to basic services
- 1.3 Social protection
- 1.5 Resilience to disasters
- 1.a Resources for poverty programs
- 1.b Poverty eradication policies

GOAL 2

- 2.2 Malnutrition
- 2.3 Small-scale food producers
- 2.4 Sustainable agriculture
- 2.5 Genetic resources for agriculture
- 2.a Investment in agriculture
- 2.1 Undernourishment & food security
- 2.b Agricultural export subsidies
- 2.c Food price anomalies

GOAL 3

- 3.1 Maternal mortality
- 3.2 Child mortality
- 3.9 Health impact of pollution
- 3.3 Communicable diseases
- 3.4 NCD& mental health
- 3.5 Substance abuse
- 3.6 Road traffic accidents
- 3.7 Sexual & reproductive health
- 3.8 Universal health coverage
- 3.a Tobacco control
- 3.b R&D for health
- 3.c Health financing & workforce
- 3.d Management of health risks

GOAL 4

- 4.1 Effective learning outcomes
- 4.2 Early childhood development
- 4.3 TVET & tertiary education
- 4.4 Skills for employment
- 4.6 Adult literacy & numeracy
- 4.a Education facilities
- 4.b Scholarships
- 4.c Qualified teachers
- 4.5 Equal access to education
- 4.7 Sustainable development education

GOAL 5

- 5.1 Discrimination against women & girls
- 5.5 Women in leadership
- 5.2 Violence against women & girls
- 5.3 Early marriage
- 5.4 Unpaid care & domestic work
- 5.6 Reproductive health access & rights
- 5.a Equal economic rights
- 5.b Technology for women empowerment
- 5.c Gender equality policies

GOAL 6

- 6.1 Safe drinking water
- 6.2 Access to sanitation & hygiene
- 6.6 Water-related ecosystems
- 6.a Int. cooperation water & sanitation
- 6.b Participatory water&sanitation mgmt
- 6.4 Water-use efficiency
- 6.3 Water quality
- 6.5 Transboundary water cooperation

GOAL 7

- 7.1 Access to energy services
- 7.3 Energy efficiency
- 7.a Int. cooperation on energy
- 7.b Investing in energy infrastructure
- 7.2 Share of renewable energy

GOAL 8

- 8.1 Per capital economic growth
- 8.2 Economic productivity & innovation
- 8.3 Formalisation of SMEs
- 8.6 Youth NEET
- 8.8 Labour rights & safe working env.
- 8.10 Access to financial services
- 8.a Aid for trade
- 8.4 Material resource efficiency
- 8.5 Fully employment & decent work
- 8.7 Child & forced labour
- 8.9 Sustainable tourism
- 8.b Strategy for youth employment

GOAL 9

- 9.4 Sustainable & clean industries
- 9.a Resilient infrastructure
- 9.c Access to ICT & internet
- 9.1 Infrastructure development
- 9.5 Research and development
- 9.b Domestic technology development
- 9.2 Sustainable/inclusive industrialisation
- 9.3 Small-scaled industry access to finance

GOAL 10

- 10.a Special & differential treatment (WTO)
- 10.2 Inclusion (socio-economic, political)
- 10.4 Fiscal & social protection policies
- 10.7 Safe migration & mobility
- 10.b Resource flows for development
- 10.c Remittance costs
- 10.1 Income growth (bottom 40%)
- 10.3 Eliminate discrimination
- 10.5 Regulation of financial markets
- 10.6 Inclusive global governance

GOAL 11

- 11.1 Housing & basic services
- 11.2 Public transport systems
- 11.6 Urban air quality & waste mgmt.
- 11.b Disaster risk management policies
- 11.5 Resilience to disasters
- 11.3 Sustainable urbanisation
- 11.4 Cultural & natural heritage
- 11.7 Urban green & public spaces
- 11.a Urban planning
- 11.c Sustainable & resilient buildings

GOAL 12

- 12.4 Managing chemicals & wastes
- 12.5 Reduction in waste generation
- 12.a Support for R&D capacity for SD
- 12.c Fossil-fuel subsidies
- 12.2 Sustainable use of natural resources
- 12.b Sustainable tourism monitoring
- 12.1 Programmes on SCP
- 12.3 Food waste and losses
- 12.6 Corporate sustainable practices
- 12.7 Public procurement practices
- 12.8 Sustainable development awareness

GOAL 13

- 13.1 Resilience & adaptive capacity
- 13.2 Climate change policies
- 13.3 Climate change awareness
- 13.a UNFCCC commitments
- 13.b Climate change planning & mgnt.

GOAL 14

- 14.5 Conservation of coastal areas
- 14.1 Marine pollution
- 14.7 Marine resources for SIDS & LDCs
- 14.2 Marine & coastal ecosystems
- 14.3 Ocean acidification
- 14.4 Sustainable fishing
- 14.6 Fisheries subsidies
- 14.a Research capacity & marine tech.
- 14.b Small-scale artisanal fishing
- 14.c Implementing UNCLOS

GOAL 15

- 15.a Resources for biodiversity & ecosys.
- 15.2 Sustainable forest management
- 15.4 Conservation of mountain ecosys.
- 15.1 Terrestrial & freshwater ecosys.
- 15.5 Loss of biodiversity
- 15.3 Desertification and land degradation
- 15.6 Utilisation of genetic resource
- 15.7 Protected species trafficking
- 15.8 Invasive alien species
- 15.9 Biodiversity in national&local planning
- 15.b Resources for forest management
- 15.c Protected species trafficking (global)

GOAL 16

- 16.1 Reduction violence & related deaths
- 16.2 Human trafficking
- 16.3 Justice for all
- 16.6 Effective institutions
- 16.10 Public access to information
- 16.4 Illicit financial & arms flows
- 16.5 Corruption and bribery
- 16.7 Inclusive decision-making
- 16.8 Inclusive global governance
- 16.9 Legal identity
- 16.a Capacity to prevent violence
- 16.b Non-discriminatory laws

GOAL 17

- 17.1 Tax & other revenue collection
- 17.10 Multilateral trading system (WTO)
- 17.11 Exports of developing countries
- 17.12 Duty-free market access for LDCs
- 17.19 Statistical capacity
- 17.3 Additional financial resources
- 17.4 Debt sustainability
- 17.6 Science & tech int. cooperation
- 17.8 Capacity building for ICT
- 17.9 Capacity building for SDGs
- 17.13 Global macroeconomic stability
- 17.14 Policy coherence for SD
- 17.15 Respect country's policy space
- 17.16 Global partnership for SD
- 17.17 Partnerships (public private CSO)
- 17.18 National statistics availability
- 17.2 ODA commitment by dev countries
- 17.5 Investment promotion for LDCs
- 17.7 Transfer of technologies

- MAINTAIN progress to achieve target
- ACCELERATE progress to achieve target
- REVERSE trend to achieve target
- CANNOT be measured

ESCAP is tracking progress at “regional” level

Using

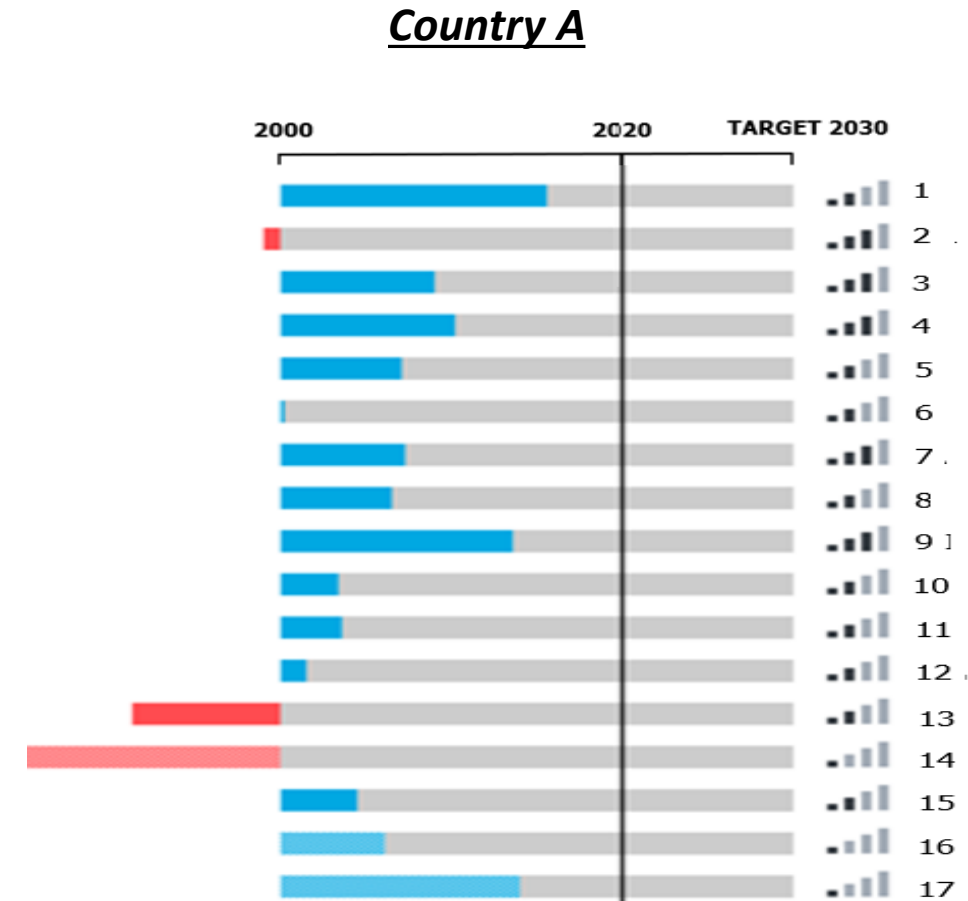
- **Global** list of SDG indicators
- **Regional** target values
- **Regional** aggregates & trends



How can “country A” track progress? using its ...

- “National” SDG indicators
- “National” target values
- “National” data and trends

And own the results



An analytical tool for Governments:

NATIONAL SDG
TRACKER

<https://data.unescap.org/>

Facilitates:

- Access to your country data for SDG indicators on the global database
- Running calculations in few steps & make sense of your data

Allows you to

1. Add indicators & disaggregations
2. Edit/add data
3. Remove indicators
4. Set national targets

Provides you with

Your SDG snapshot and dashboard

How does it work?



1. Get access

A screenshot of the National SDG Tracker login interface. The page is split into two main sections. The left section is white and contains the login form, while the right section is light gray and features the 'NATIONAL SDG TRACKER' logo. The login form includes a 'Welcome Back' heading, a 'LOGIN WITH EMAIL' sub-heading, an 'Email address' field with the text 'bakhtnia@un.org', a 'Password' field with masked characters, a 'Keep me logged in' checkbox, a 'Forgot Password?' link, a green 'Login' button with a lock icon, and a link for 'Don't have an account? Request an account' at the bottom.

Welcome Back

LOGIN WITH EMAIL

Email address

bakhtnia@un.org

Password

.....

Keep me logged in [Forgot Password?](#)

Login

[Don't have an account? Request an account](#)

NATIONAL SDG
TRACKER

How does it work?

2. Edit indicators & data

NATIONAL SDG TRACKER

Edit Indicators & Data Results Resources

Indicators & Data Baseline Year for Snapshot : 2000

Search ... Show Only Modified Hide No Data

GOAL 1 No poverty

- TARGET 1.1 International poverty
- TARGET 1.2 National poverty
 - 1.2.1 National poverty
 - Population living below the national poverty line TOTAL**
 - 1.2.2 Poverty according to national dimensions
 - 1.2.P1 National poverty rate PROXY
 - 1.2.P2 National poverty gap PROXY
 - TARGET 1.3 Social protection
 - TARGET 1.4 Access to basic services
 - TARGET 1.5 Resilience to disasters

Series Unit: % of population

Trend Direction: Decrease

Target Value: 6.9858

Minimum Value: 0.4

Maximum Value: 83.3

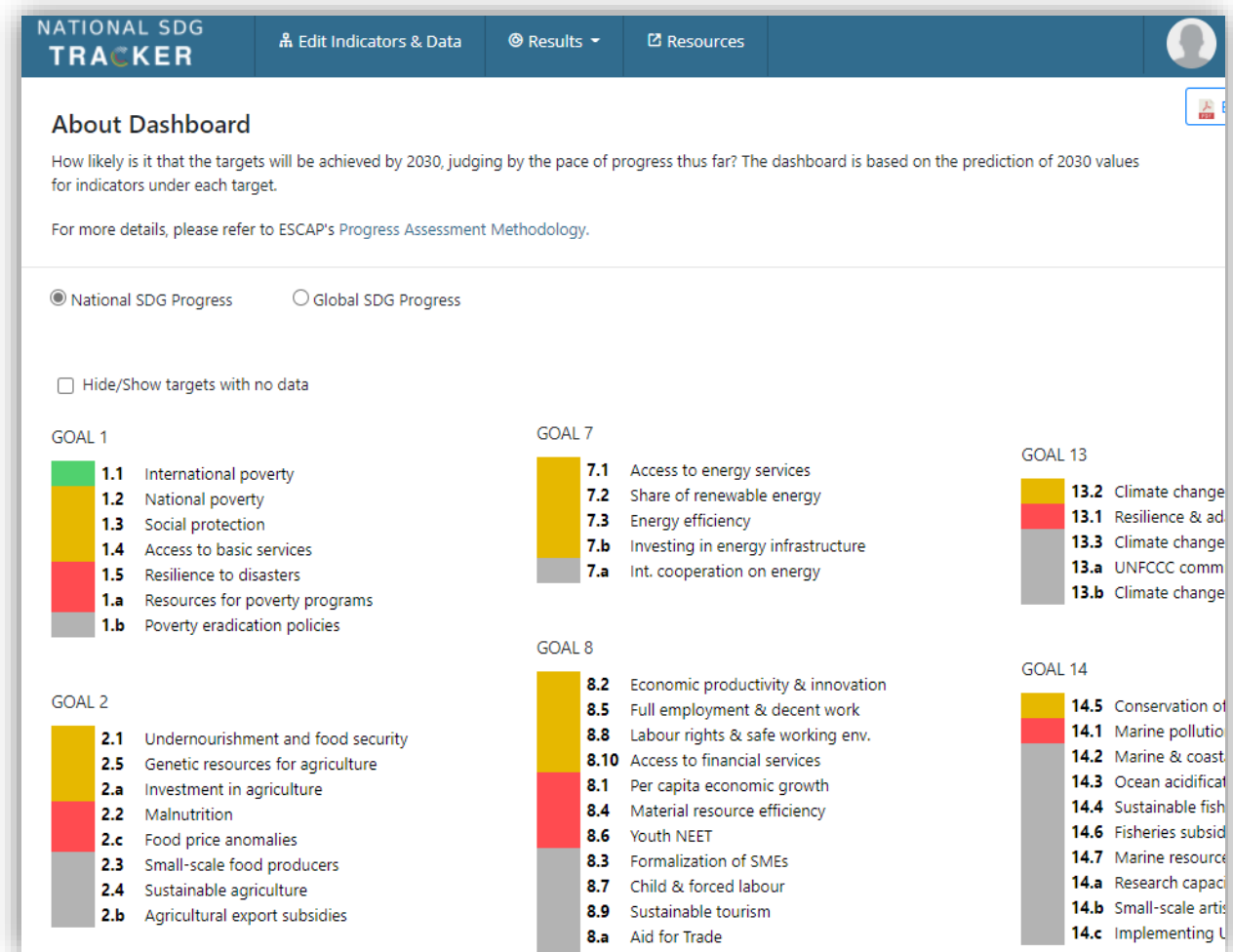
Prediction Method: Weight By Time

Data Value

2000	42.3	2002	32.4	2004	26.8	2006	21.9
2007	20	2008	20.4	2009	17.9	2010	16.4
2011	13.2	2012	12.6	2013	10.9	2014	10.5
2015	7.2	2016	8.6	2017	7.9	2018	9.9

How does it work?

3. Generate SDG snapshot & dashboard



Country experiences with Tracker

	Considering	Implementing
Asia-Pacific	Fiji Kazakhstan Nauru Samoa Tajikistan Tonga Uzbekistan	Brunei Darussalam Kyrgyzstan Maldives Philippines
Africa	Botswana Cabo Verde Lesotho	Egypt

THANK YOU



SDG GATEWAY
Asia Pacific

<https://data.unescap.org/>

