

বাংলাদেশের
সুধর্ণকর্মে
50
Bangladesh



International Workshop on the Monitoring of the Sustainable Development Goals | 12-13 January 2022

SDG Tracker
Bangladesh's Development Mirror

The National SDG Data Platform of Bangladesh



Md. Alamgir Hossen
Deputy Director and Focal Point Officer, SDG Cell, Bangladesh Bureau of Statistics (BBS), Email: alamgir.hossen@bbs.gov.bd

1

Data Initiatives
in SDGs in
Bangladesh



BTV WORLD


BOSCH

2

1

Data Coordination Role of NSO in NSS

As the global review is to be primarily based on national official data sources, the GA stresses that National Statistical Offices (NSO) hold a coordinating role in the National Statistical System (A/RES/71/313 para. 6).



6. Stresses that official statistics and data from national statistical systems constitute the basis needed for the global indicator framework, recommends that national statistical systems explore ways to integrate new data sources into their systems to satisfy new data needs of the 2030 Agenda for Sustainable Development, as appropriate, and **maintain the role of national statistical offices as the backbone of the national statistical system.**

3

Taxonomy of SDG Data Sources in Bangladesh

Survey/
census
data:
generated or
authenticated
by BBS

69 (66)

Administrative
data (Offline/
Online MIS
data):
authenticated
by BBS

124 (07)

Approaches of SDGs
Data Generation

Innovative
Data (Big
Data through
AI, IoT):
generated and
authenticated
by BBS

09 (02)

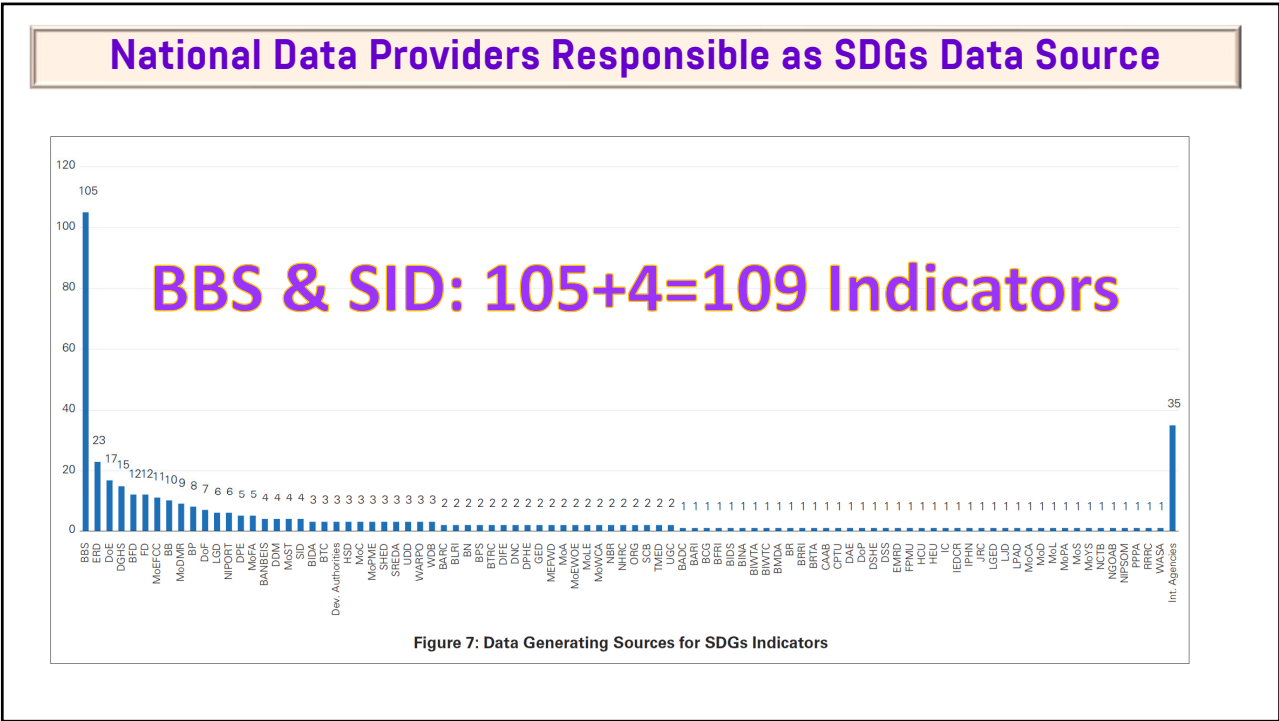
28 (25) Indicators will be generated through multiple data approaches

(*) BBS responsible as source

4

4

2




5

SDG TRACKER
Bangladesh's Development Mirror


www.sdg.gov.bd

6


Data Context in Bangladesh



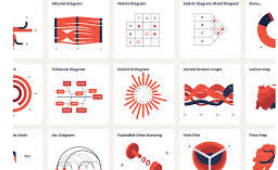
Unavailability of Data in corrected format



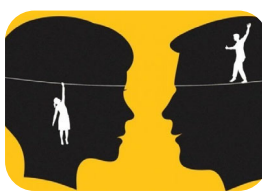
Inadequate Data Quality




Lack of Capacity




Demand driven decision/policy making



Deficiency of Disaggregated data



Lack of Coordination among/within the agencies



Absence of Data Sharing and Monitoring Mechanism

7

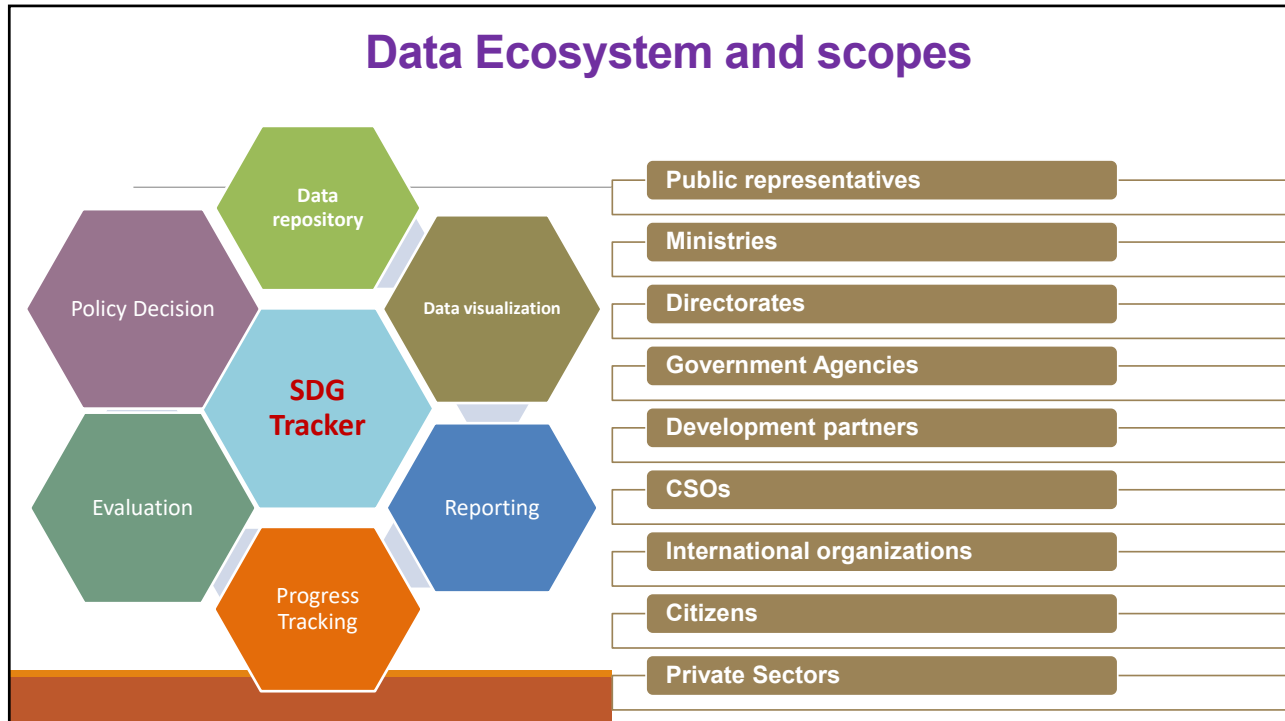
Global Launching of SDG Tracker

20 September 2017 during UN General Assembly (HPM Of Bangladesh)





8



9

Development mirror of Bangladesh

HOME ABOUT GOALS 39+1 INDICATOR RESOURCES CONSTITUENCY DATA OTHERS

HELPING GOVERNMENTS AND STAKEHOLDERS MAKE THE SDGs A REALITY

SUSTAINABLE DEVELOPMENT GOAL 1

End poverty in all its forms everywhere

7 Targets **14** Indicators **26** providers

Goal Type	Goal	Targets	Indicators	Linked Indicator	DATA SOURCE	Unit	Meta Data
1	End poverty in all its forms everywhere	1.1 - By 2030, eradicate extreme poverty for all people everywhere, currently measured as people living on less than \$1.25 a day	1.1.1 - Proportion of population below the international poverty line, by sex, age, employment status and geographical location (urban/rural)	1.1.1	(1) HES, BBS, SD	%	

1.1.1 - Proportion of population below the international poverty line, by sex, age, employment status and geographical location (urban/rural)

Value vs Time Period (1991 to 2020 Target)

10

5

SDG Tracker

New Version of SDG Tracker Launched

Major Components of SDG Tracker

- Event Media Manifesto Resources
- 39+1 Indicator Tier Classification
- Constituency Data
- Financial inclusion

The screenshot shows the SDG Tracker interface. At the top, it says 'SDG Tracker Bangladesh's Development Mirror'. Below that, there's a navigation menu with 'HOME', 'ABOUT', 'GOALS', '39+1 INDICATOR', 'RESOURCES', 'CONSTITUENCY DATA', and 'OTHERS'. The main content area features a line chart titled 'THE AGRICULTURE ORIENTATION INDEX FOR GOVERNMENT EXPENDITURES' with data points for 2008, 2013, and 2020 (Target). To the right of the chart is a photo of an elderly farmer in a field. Below the chart is a circular infographic for 'SUSTAINABLE DEVELOPMENT GOAL 1: NO POVERTY'. The infographic shows 17 indicators around a central goal, with a callout box for Goal 1 stating 'End poverty in all its forms everywhere' and listing 7 targets, 17 indicators, and 31 providers.

11

Portal - Features and Functionality

Progress Tracked
Target and indicator focused

Data collected electronically through relevant sources based on coverage of geographical, time and frequency

Indicator Correlation

Supports correlation/comparison among indicators as changes in one indicator affects progress of the other

Disaggregation

Data - age, location, sex, race, religion, ethnic groups for identifying "Left Behind" groups and present sectoral goals

Data Visualization & Reporting

Visualises data in multiple tiers and manners (i.e. Bar, Column, Pie, Area, Pyramid, Scatter plot, Line Chart, Table, Map etc.) reflects implementation progress overtime

Open Data

Availability of digitally reusable data for enhancing public service delivery- investment, transparency and accountability

Global Ranking

Analyzes across various Global Indices- represents country rank, frequency of publication, yearly comparison, etc.

Government Manifesto

Synergies indicators across Development Planning agendas & Prioritised contextual SDG indicators

39+1 Priority Indicators:

Effective, Efficient, Timely implementation on country context & localisation of prioritised goals

Resources

SDG Reports, MDG Reports, UN Resolutions on SDGs, M&E Framework, UN SDG Reports, SDGs Financial Strategies, Statements, Global SDG Tracking and SDG Tracking etc.

12

Goal, Target and Indicators view

HELPING GOVERNMENTS AND STAKEHOLDERS MAKE THE SDGS A REALITY

SUSTAINABLE DEVELOPMENT GOAL 1 [More](#)

End poverty in all its forms everywhere

7 Targets **14** Indicators **19** providers

13

Manifesto in alignment with SDGs

MANIFESTO

Manifesto To SDG SDG To Manifesto Manifesto Special Commitment

14


SDG Thematic corner



 Education	 Finance	 Infrastructure	 Health	 Agriculture	 Transport
 Technology	 Society	 Local-Govt	 Environment	 Economy	 Business

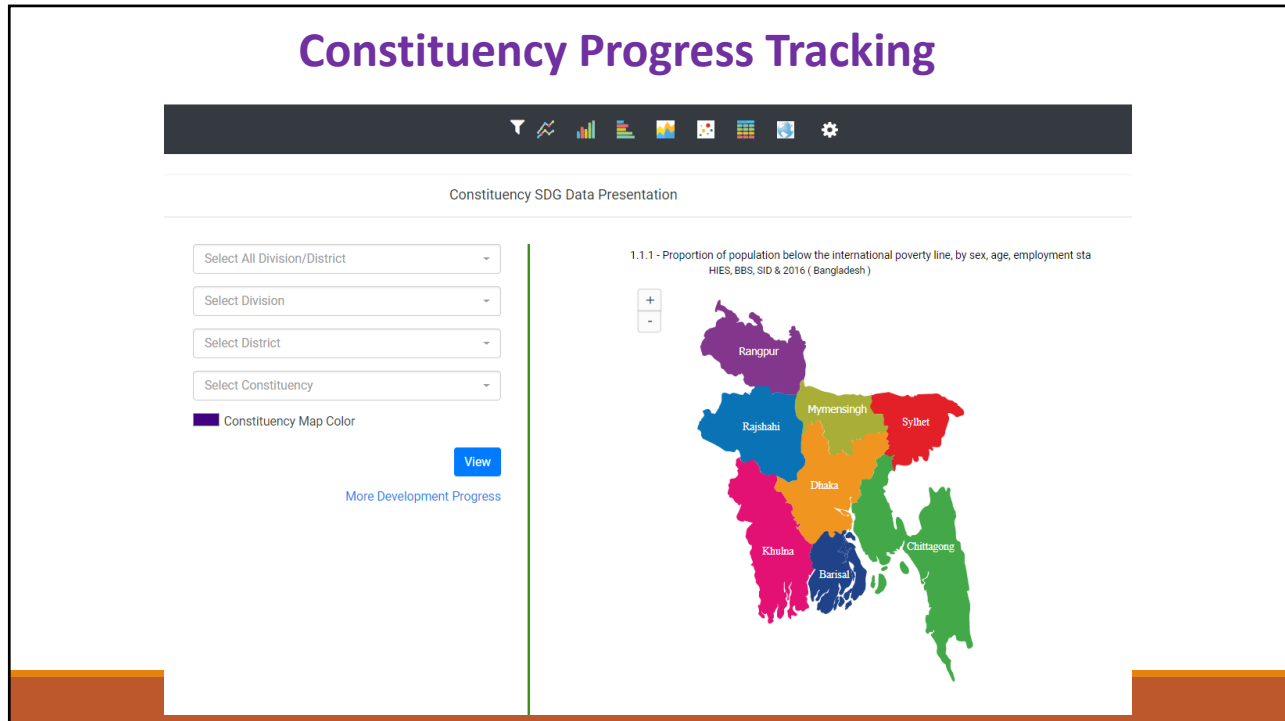
15

Resource section

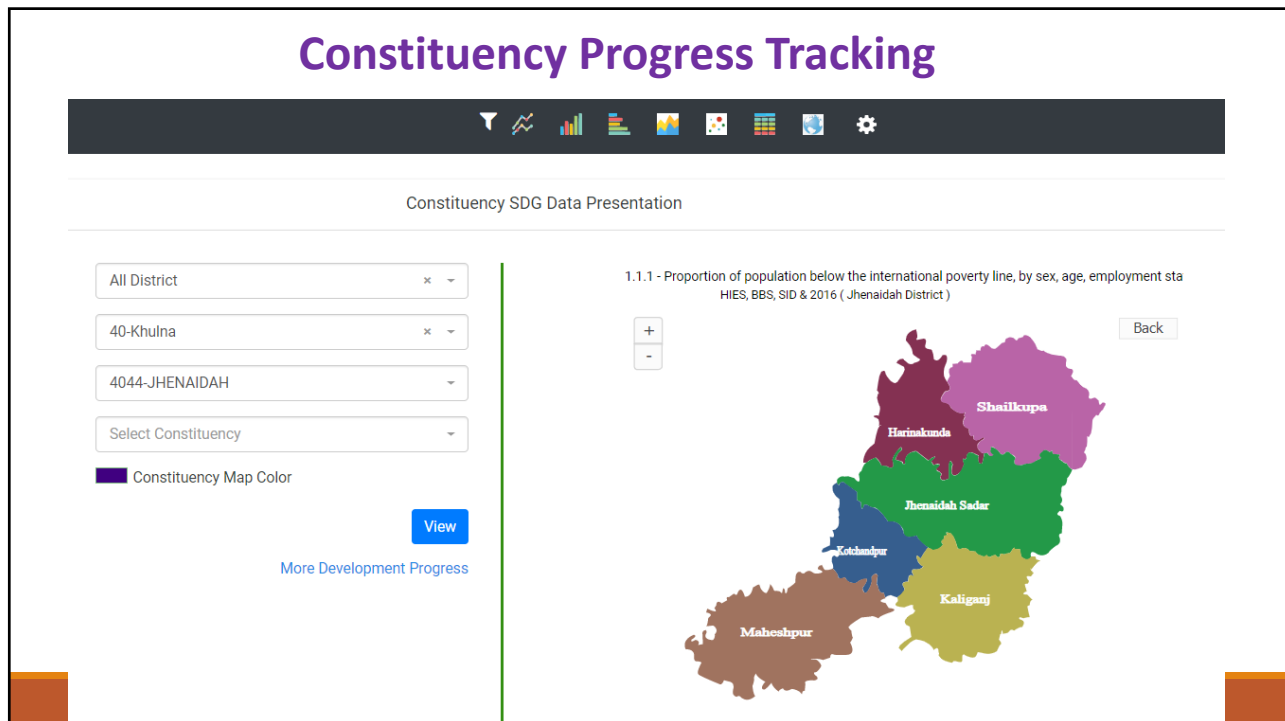


 EBOOK - ACTION... eBook - Action Plan and Methodological Guidelines towards Data G...	 REVISED MONITOR... Revised Monitoring and Evaluation Framework of the Sustainable De...	 ACTION PLAN AND... Action Plan and Methodological Guidelines towards Data Generation...	 SUSTAINABLE DEV... Sustainable Development Goals: Bangladesh Progress Report 2020
MORE	MORE	MORE	MORE

16




17



18


SDG Events

EVENTS




Inter-regional Capac...
23 Jul 2019
Bangkok, Thailand

MORE




High-level Political...
15 Jul 2019
New York, United States (US)

MORE



Matchmaking workshop...
28 May 2019
Rome, Italy

MORE




International Confer...
11 Feb 2019
Dhaka, Bangladesh

MORE

19

Data Analytics on Financial Inclusion



SDG Tracker
Bangladesh's Development Mirror

LOG IN

HOME ABOUT GOALS 39+1 INDICATOR MANIFESTO CONSTITUENCY DATA OTHERS

User of financial services: district wise

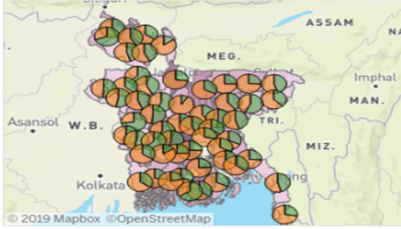
Year: 2017

National percentage

Mobile money user

Registered

District wise: 2017



% of peop... 25% 95%

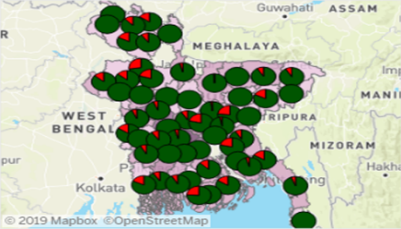
Registere... ■ Registered ■ Not registered

National percentage

Bank account user

Registered

District wise: 2017



% of peop... 5% 70%

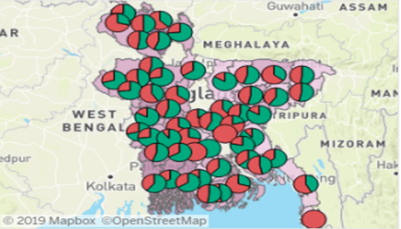
Registere... ■ Registered ■ Not registered

National percentage

Non-bank financial account user

Registered

District wise: 2017



% of peop... 4% 57%

Registere... ■ Registered ■ Not registered

+ a b l e a u
← → ⏪ ⏩ 🖨️ 📄

20

10

Knowledge Transfer through South-South Cooperation

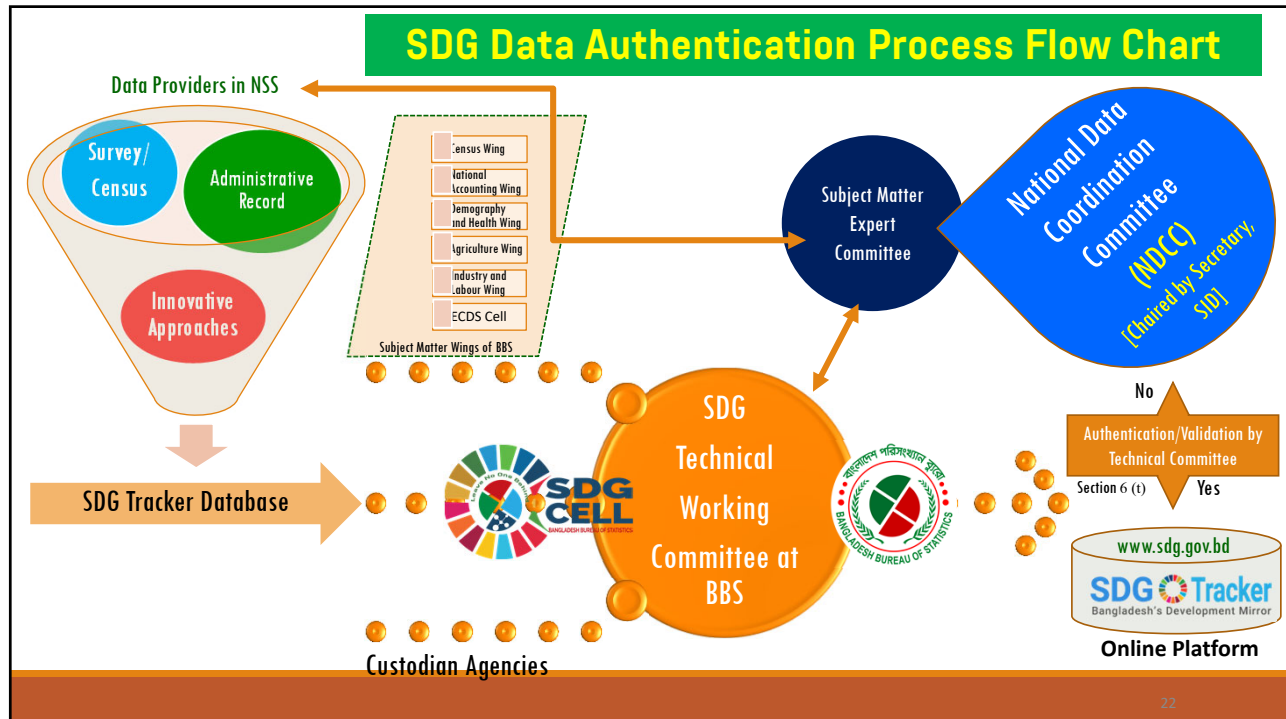


- New collaboration with states/countries
- Sharing knowledge and finding scopes
- Bringing innovation through South-South Network

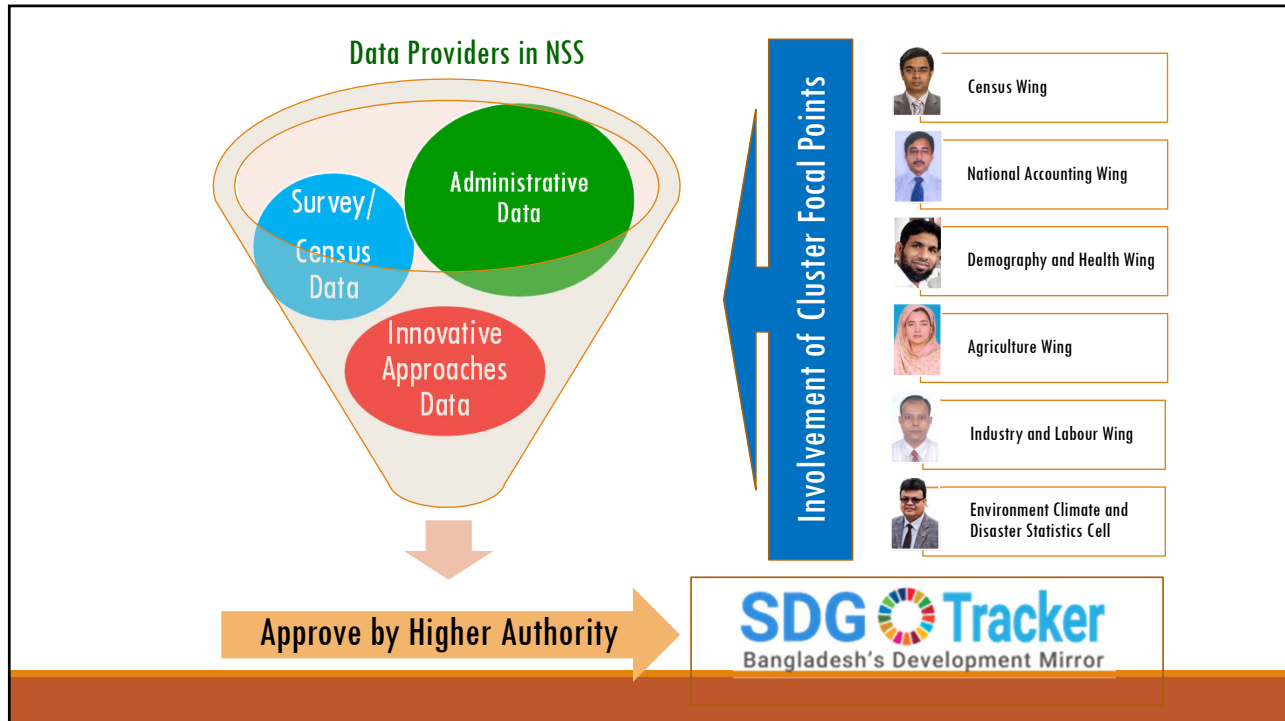


MoU with Peru

21



22



23



24



25

'Action Plan and Methodological Guidelines towards Data Generation & Disaggregation for Monitoring and Evaluation of SDGs' by BBS

- Clear understanding of the methodologies (concept, definition, computation formula, etc.) for each of the indicators;
- A complete calendar of data generation and reporting in SDG Tracker;
- Minimum disaggregation dimension and categories.

HPM Sheikh Hasina Unveiled the 'Action Plan and Methodological Guidelines towards Data Generation & Disaggregation for Monitoring and Evaluation of SDGs' on 7 September 2021

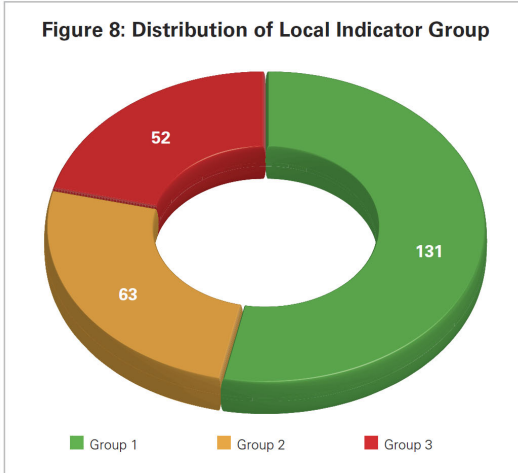
SDG Tracker
Bangladesh's Development Mirror

26

13

Frequency Of Data Generation

Figure 8: Distribution of Local Indicator Group



Group 1

Indicators already produced by NSS and data exist for baseline report (preferably Year 1 = 2016)

Group 2

Indicators in an ongoing process or could be produced within the NSDS up to 2023

Group 3

Indicators needing more efforts (methods, financing, etc).

* 1 indicator is not relevant to Bangladesh

Minimum Disaggregation Dimensions for Generating SDGs Data

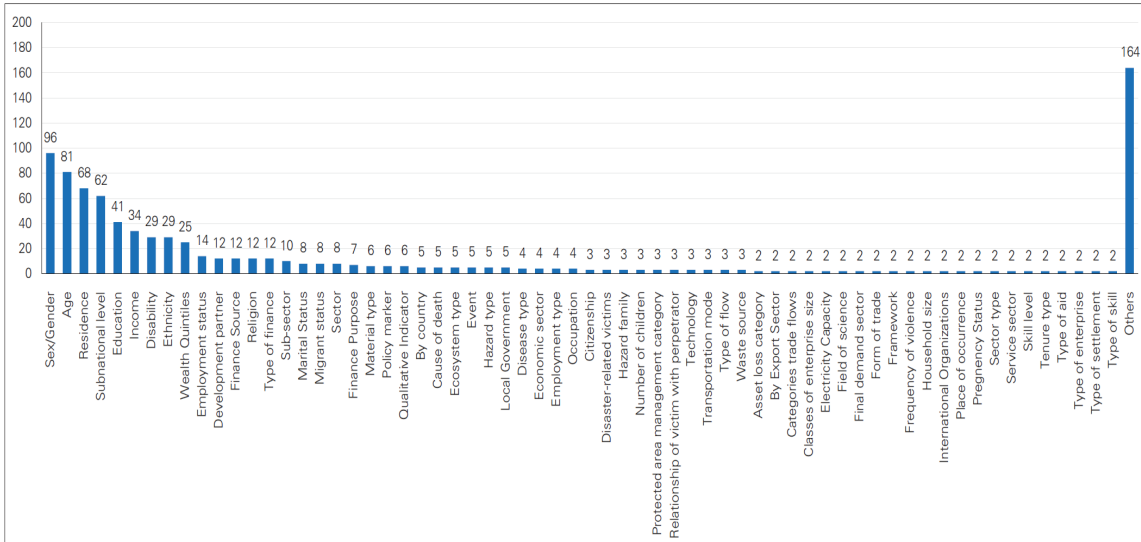


Figure 6: Minimum Disaggregation Dimensions of SDG Data

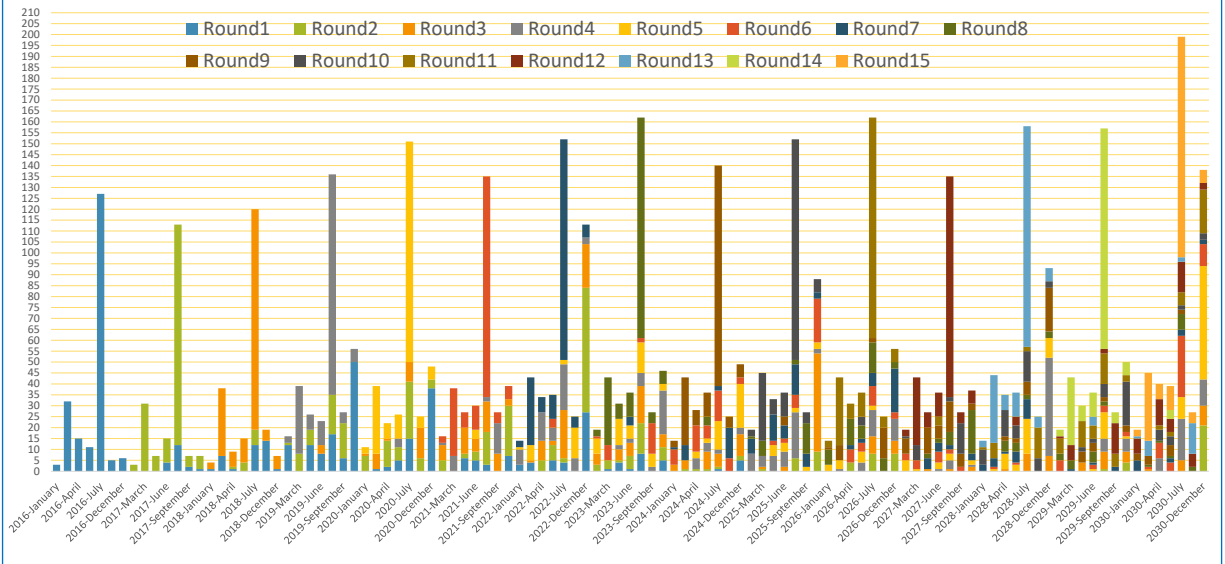
Data Reporting Timeline Action Plan

Data Provider - Department of Environment (DoE)

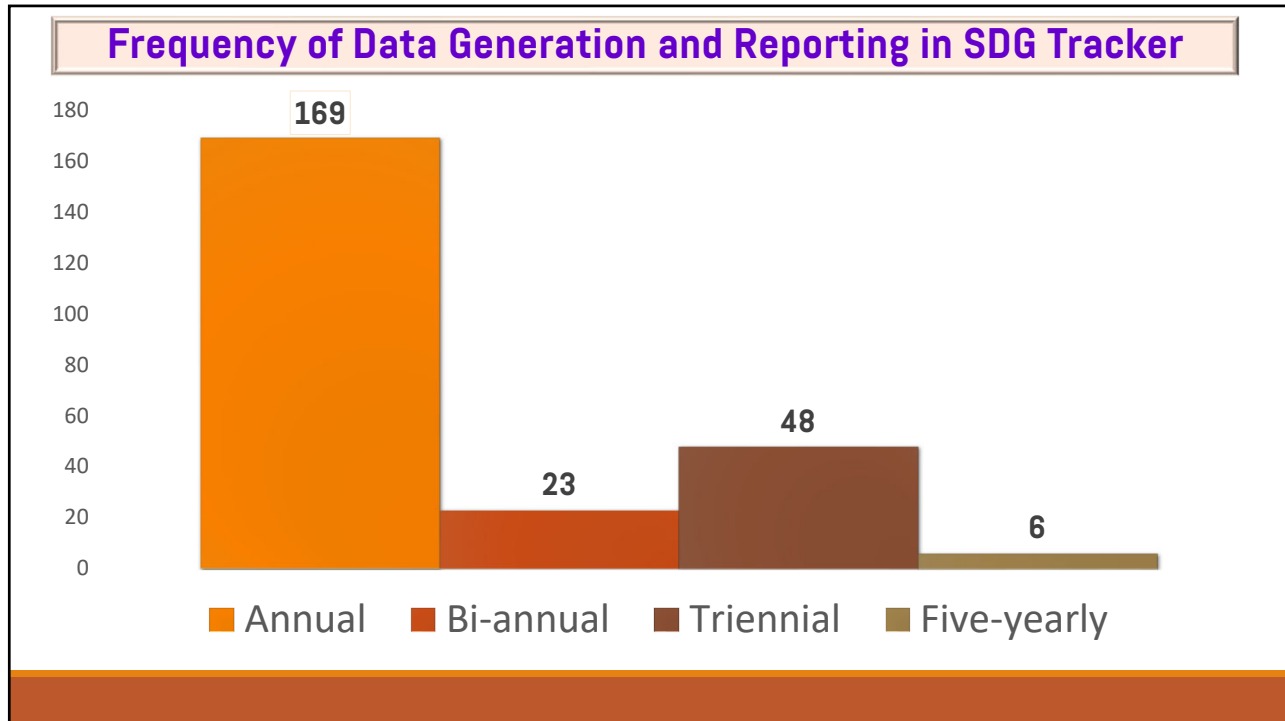
No.	Indicator	Indicator Name	Data Provider List All	Data Provider	Data providing activities	Frequency of Data Generation	Reporting Month	2016	2017	2018	2019	2020	2021	2022	2023	2024	2025	2026	2027	2028	2029	2030	
6	11.6.2	11.6.2 Annual mean levels of fine particulate matter (e.g. PM2.5 and PM10) in cities (population weighted)	a) DoE, MoEFCC b) WHO	DoE	DoE	Annual	July	Round1	Round2	Round3	Round4	Round5	Round6	Round7	Round8	Round9	Round10	Round11	Round12	Round13	Round14	Round15	
7	12.4.1	12.4.1 Number of parties to international multilateral environmental agreements on hazardous waste, and other chemicals that meet their commitments and obligations in transmitting information as required by each relevant agreement	DoE, MoEFCC	DoE	DoE	Annual	December				Round1	Round2	Round3	Round4	Round5	Round6	Round7	Round8	Round9	Round10	Round11	Round12	
8	12.4.2	12.4.2 Hazardous waste generated per capita and proportion of hazardous waste treated, by type of treatment	a) LGD b) DoE, MoEFCC c) MoST	DoE	DoE	Annual	December					Round1	Round2	Round3	Round4	Round5	Round6	Round7	Round8	Round9	Round10	Round11	
9	12.5.1	12.5.1 National recycling rate, tons of material recycled	DoE	DoE	DoE	Annual	December					Round1	Round2	Round3	Round4	Round5	Round6	Round7	Round8	Round9	Round10	Round11	
10	12.6.1	12.6.1 Number of companies publishing sustainability reports	DoE, MoEFCC	DoE	DoE	Annual	December					Round1	Round2	Round3	Round4	Round5	Round6	Round7	Round8	Round9	Round10	Round11	
11	13.2.2	13.2.2 Total greenhouse gas emissions per year	a) DoE b) UNFCCC	DoE	DoE	Annual	December					Round1	Round2	Round3	Round4	Round5	Round6	Round7	Round8	Round9	Round10	Round11	
12	14.1.1	14.1.1 (a) Index of coastal eutrophication; and (b) plastic debris density	a) DoE b) MoST c) BN d) BCG	DoE	DoE	Triennial	December					Round1		Round2				Round3				Round4	Round5
13	14.2.1	14.2.1 Number of countries using ecosystem-based approaches to managing marine areas	a) DoF, MoFL b) DoE, MoEFCC c) BFD, MoEFCC	DoE	DoE	Triennial	December					Round1		Round2				Round3				Round4	Round5
14	14.3.1	14.3.1 Average marine acidity (pH) measured at agreed suite of representative sampling stations	DoE, MoEFCC	DoE	DoE	Triennial	December					Round1		Round2				Round3				Round4	Round5
15	14.5.1	14.5.1 Coverage of protected areas in relation to marine areas	a) DoE, MoEFCC b) BFD, MoEFCC c) DoF, MoFL	DoE	DoE	Triennial	July	Round1						Round3				Round4				Round5	Round6
16	15.1.2	15.1.2 Proportion of important sites for terrestrial and freshwater biodiversity that are covered by protected areas, by ecosystem type	a) DoE, MoEFCC b) DoF, MoFL c) BFD, MoEFCC	DoE	DoE	Annual	July	Round1	Round2	Round3	Round4	Round5	Round6	Round7	Round8	Round9	Round10	Round11	Round12	Round13	Round14	Round15	

29

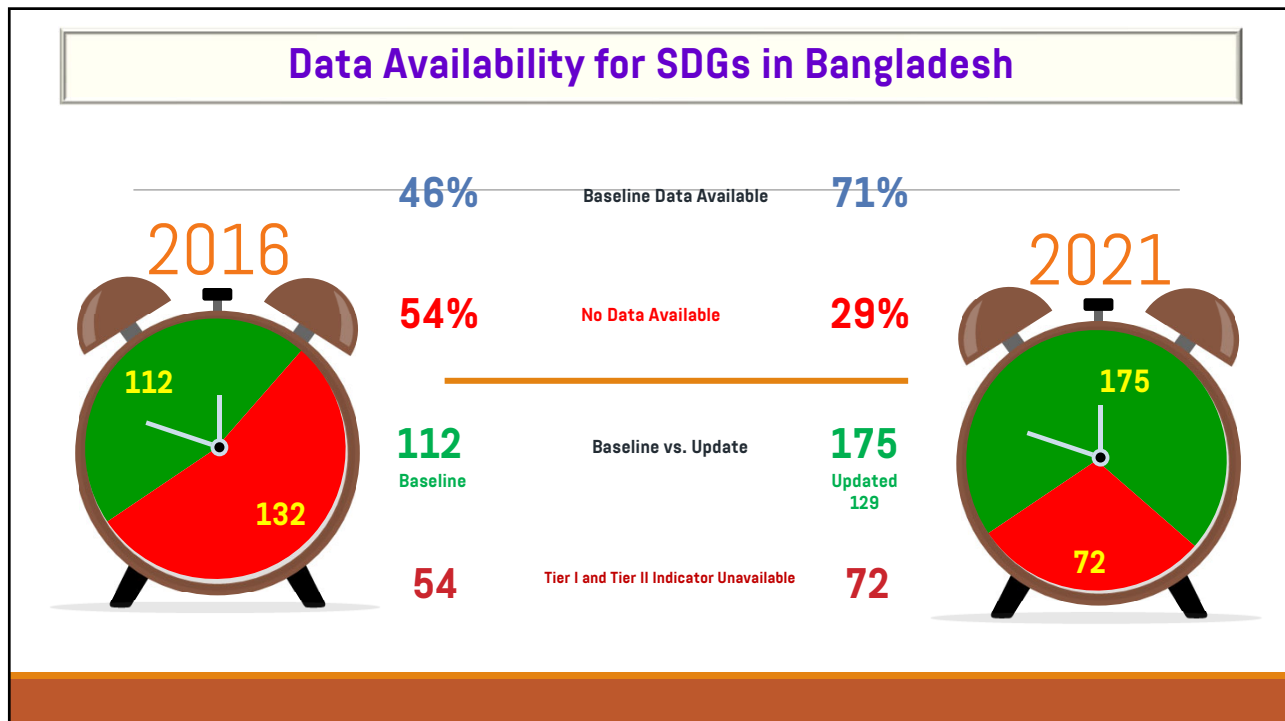
SDG Data Flow Plan in SDG Tracker System



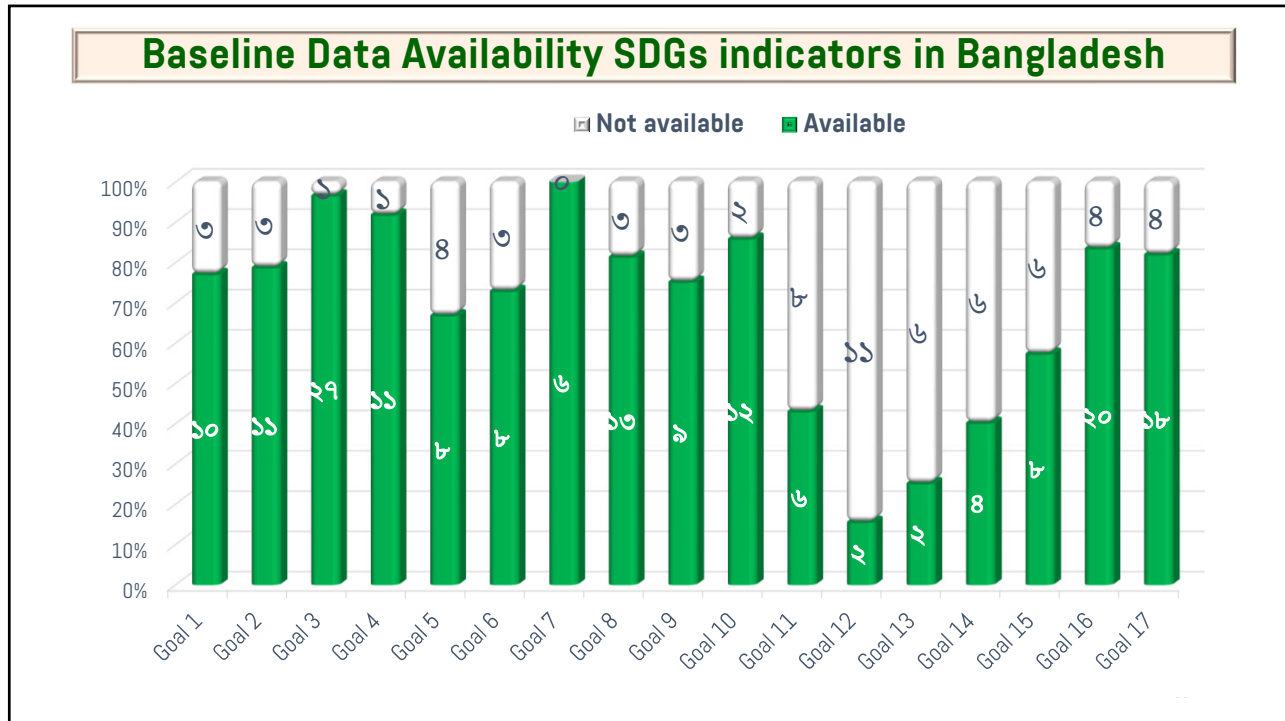
30



31



32



33



FREQUENT CHANGES OF DATA PROVIDERS AND APPROVER



BRIDGING THE CLUSTER FOCAL POINTS WITH DATA GENERATION AGENCIES



LACK OF KNOWLEDGE ON SDG METADATA

Challenges in Data Management for SDG Monitoring

34

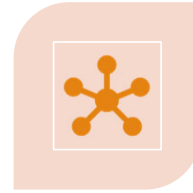
Way Forward



CONTINUATION OF CAPACITY BUILDING TRAINING PROGRAMMES FROM NSO.



SEEKING FOR TECHNICAL SUPPORT FROM CUSTODIAN AGENCIES, ACADEMIA AND DEVELOPMENT PARTNERS FOR CAPACITY BUILDING.



CLOSE INVOLVEMENT OF CLUSTER FOCAL POINTS WITH DATA PROVIDERS



Thank You

www.sdg.gov.bd