



An  
Phríomh-Oifig  
Staidrimh

Central  
Statistics  
Office



## UNECE's Road Map on Statistics for SDGs – 2<sup>nd</sup> Edition

IAEG-SDG Meeting

Wednesday, June 15<sup>th</sup>, 2022

Venue: Virtual Meeting

Presenter: Dr Mary Smyth, CSO, Ireland

# Road Map on Statistics for Sustainable Development Goals UNECE's 2nd edition

UNITED NATIONS ECONOMIC COMMISSION FOR EUROPE

Officially launched - **02 February 2022**

The press release:

<https://unece.org/climate-change/press/updated-unece-road-map-guides-countries-through-complexities-measuring-and>

The publication:

<https://unece.org/statistics/publications/CES-roadmap-sdg-2>

## What is the Road Map?

A Comprehensive guide for countries to strengthen their systems for data on the SDGs

- > producing &
- > disseminating

UNECE Road Map guides countries through complexities of measuring and monitoring progress towards SDGs

Conference of European Statisticians  
Road Map on Statistics  
for Sustainable Development Goals

Second Edition



[www.cso.ie](http://www.cso.ie)

## UN Sustainable Development Goals - Measuring and Monitoring



### National Statistical Systems

#### Challenges:

- > how each of these indicators can be properly defined,
- > gather the necessary data &
- > disseminate to decision-makers.




## **This new Road Map**

> developed by the Conference of European Statisticians' Steering Group on Statistics for SDGs,

> builds on and extends the first edition of the Road Map,

> special attention to quality assurance and to the commitment to 'leave no one behind'.



## **Progress**

Progress has been made tackling the statistical challenges, but

> plenty of statistical challenges remain, and

> new ones continue to emerge - requiring new approaches and solutions.



**Road Map covers :** Areas where work is needed to set up and maintain an effective statistical system to fulfil SDG data needs

**Key messages** and recommendations from this new edition are:

1. The global commitment to transforming our world requires a global commitment to reporting and sharing data



2. Use the global list of indicators as a starting point for global reviews and nationally relevant in-depth analysis



3. Create new partnerships for more customized and localized data



4. To understand the data, you need to understand how they are collected and compiled



5. SDG indicators go beyond conventional official statistics



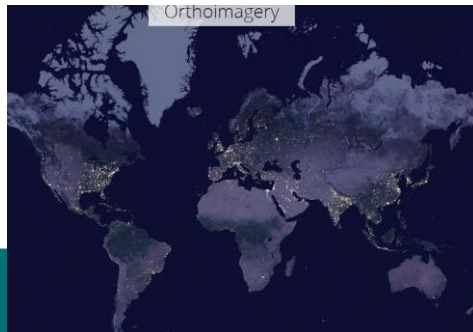
**6. Legislative frameworks should grant NSOs access to new data sources**



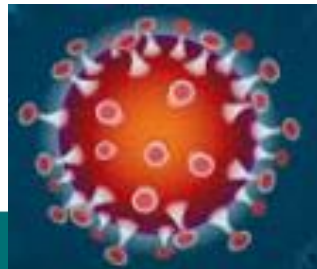
**7. NSOs have a role to play as main information hubs**



**8. Capacity development should be a continuous process**



**9. Lessons learned from the COVID-19 outbreak: the need for modernization and innovative solutions**



**10. Cooperation and partnership are key if we are to “leave no one behind”**



## Case Studies

The Road Map is accompanied by a series of case studies that provide details on how countries have dealt with some of the challenges around the production and dissemination of SDG data.

> for example:

detail how these countries set up their (NRPs), in line with the recommendations of the first edition of the Road Map, describing the challenges they encountered, and the benefits derived from creating the platforms.

> UNECE continues to support countries in setting up NRPs and to date more than 40 member States have launched such platforms.



## Use of statistics for the SDGs (Section 1)

- role of official statistics - their importance for tracking SDG progress at various levels.

NSOs

## Quality assurance of SDG indicators (Section 2)

- the importance of quality assurance - communication of quality to users
- UN National Quality Assurance Framework (NQAF) guidance

Quality

## National coordination mechanisms (Section 3)

- factors that may impact NSOs' role in the coordination and production of data for the SDGs – institutional set-up, legislation, organizational and technical capacity, political environment.

Co-ordination

## Reporting on global SDG indicators (Section 4)

- systematic provision of data for global monitoring - data flows are organized between national, regional and global levels and optimized.
- National Reporting Platforms - benefits
- technical aspects of data transmission - APIs, Statistical Data and Metadata eXchange (SDMX), UN DataLab

NRPs

## Tracking progress at various levels (Section 5)

- SDG implementation & monitoring in regions and countries - beyond the global indicator framework
- SDG frameworks at the regional level - EU, OECD, CISSTAT, CIS, UNECE
- Global thematic reviews to analyse progress towards sustainable development - health, gender, industry and agriculture etc.
- SDG monitoring at the national level - guidance on developing a **national SDG framework**

SDG Frameworks





### **Leave no one behind (Section 6)**

- SDGs should be achieved for all - regardless of location, age, income, gender, ethnicity, religion and (dis)ability to leave no one behind (LNOB).
- different aspects of measuring LNOB groups – data sources, data disaggregation, collaboration with civil society and organizations outside NSOs.

**LNOB**

### **Communication of statistics for the SDGs (Section 7)**

- challenges of effective communication of SDG statistics
- proposes principles that can be useful when presenting data to the broader public.

**Communication**

### **Voluntary national reviews (Section 8)**

- (VNRs) and the role of NSOs in this process; best practices and approaches to drafting statistical annexes.

**VNR**

### **Capacity development for SDG statistics (Section 9)**

overview of steps taken and progress in capacity development

- examines methods and tools for capacity development including peer reviews, technical assistance etc and study visits, training and workshops, participation in meetings, long-term partnerships etc.

**Capacity  
Development**



## Further Information

### [UNECE Road Map on Statistics for SDGs](https://unece.org/climate-change/press/updated-unece-road-map-guides-countries-through-complexities-measuring-and)

<https://unece.org/climate-change/press/updated-unece-road-map-guides-countries-through-complexities-measuring-and>

- **Promotion materials**

<https://statswiki.unece.org/display/SFSDG/CES+Road+Map+on+Statistics+for+Sustainable+Development+Goals%2C+second+edition+-+communication+kit>

**Thank You**

