



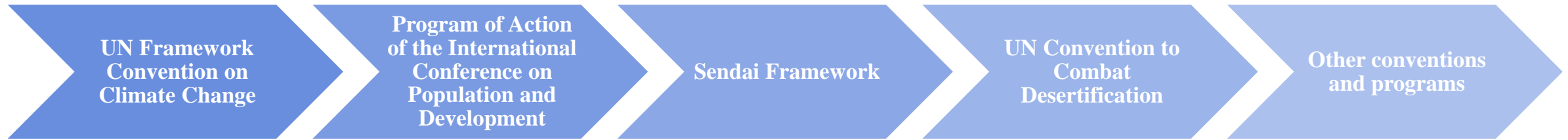
National Statistical Committee of the Kyrgyz Republic

National SDG monitoring mechanisms and processes in the Kyrgyz Republic



International and National framework

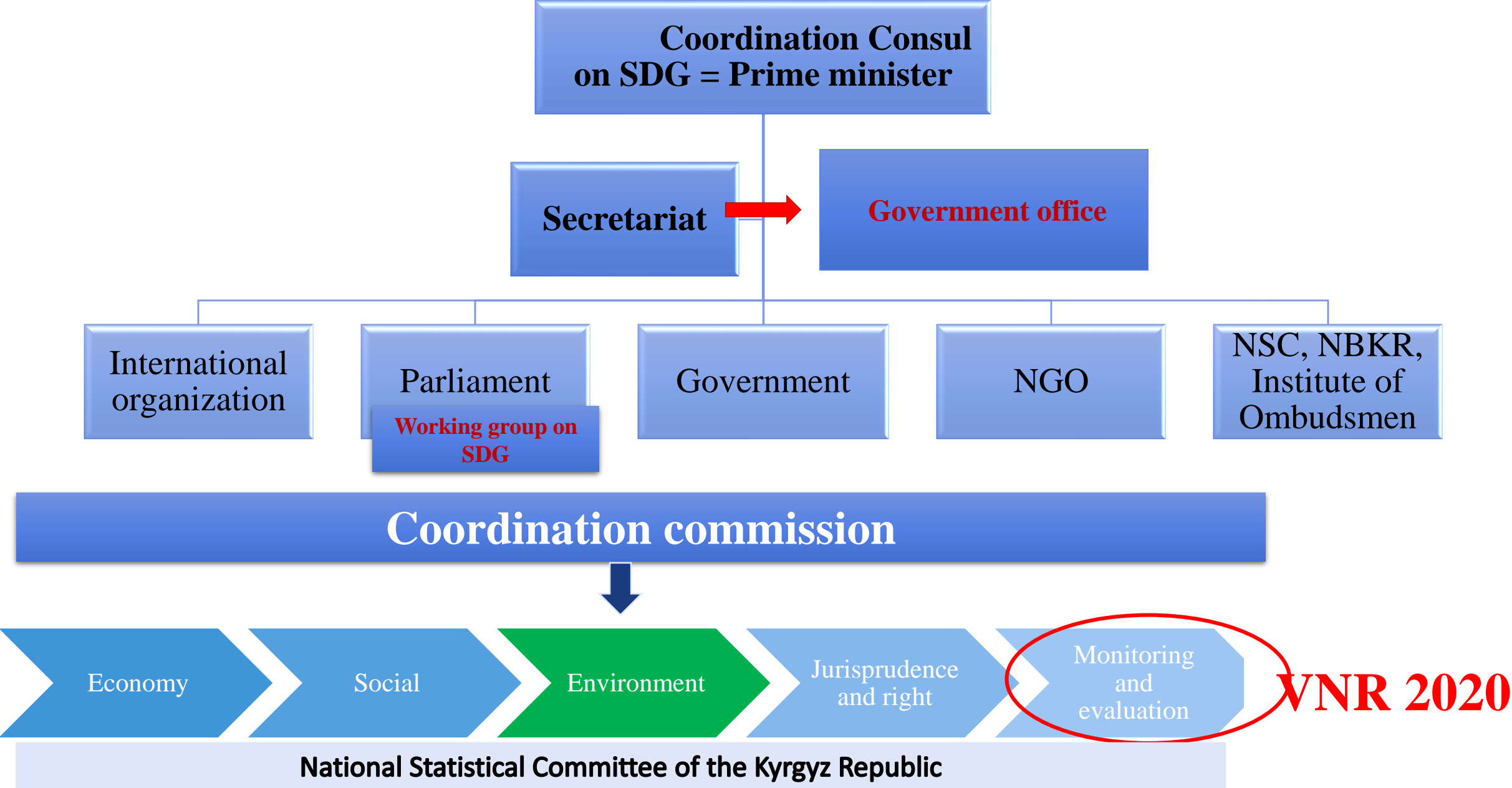
Global



National



SDG adaptation management scheme



Action plan for preparing VNR in the Kyrgyz Republic

Organizational arrangements for the preparation of VNR


Stakeholder engagement

Presentation of VNR

Activities of working groups in areas

VNR preparation process

Activities after VNR



Responsible



Budget



Timelines



Results

SDG VNR components of the Kyrgyz Republic

National Development Strategy 2018-2040

Human – Family – society

- Goal 1. No poverty
- Goal 2. Zero hunger
- Goal 3. Good health
- Goal 4. Education
- Goal 5. Gender equality
- Goal 17. Partnership

Ministry of labor
and social
protection

Economic development

- Goal 7. Clean energy
- Goal 8. Economic growth
- Goal 9. Industry and infrastructure
- Goal 10.0. No inequality
- Goal 11. Sustainability
- Goal 17. Partnership

Ministry of
Economy

Sustainable Environment for development

- Goal 6. Clean water
- Goal 12. Responsible consumption
- Goal 13. Climate action
- Goal 14. Life underwater
- Goal 15. Life on land
- Goal 17. Partnership

SAEPF

Public administration

- Goal 16. Peace & justice
- Goal 17. Partnership

Ministry of
Justice

Management on development

- Monitoring and evaluation (all goals)

NSC



Legal framework for monitoring and reporting SDG indicators

New Law on official statistic

- Producing statistical data based on official statistical principles

Program for development national statistics 2015-2019 гг.

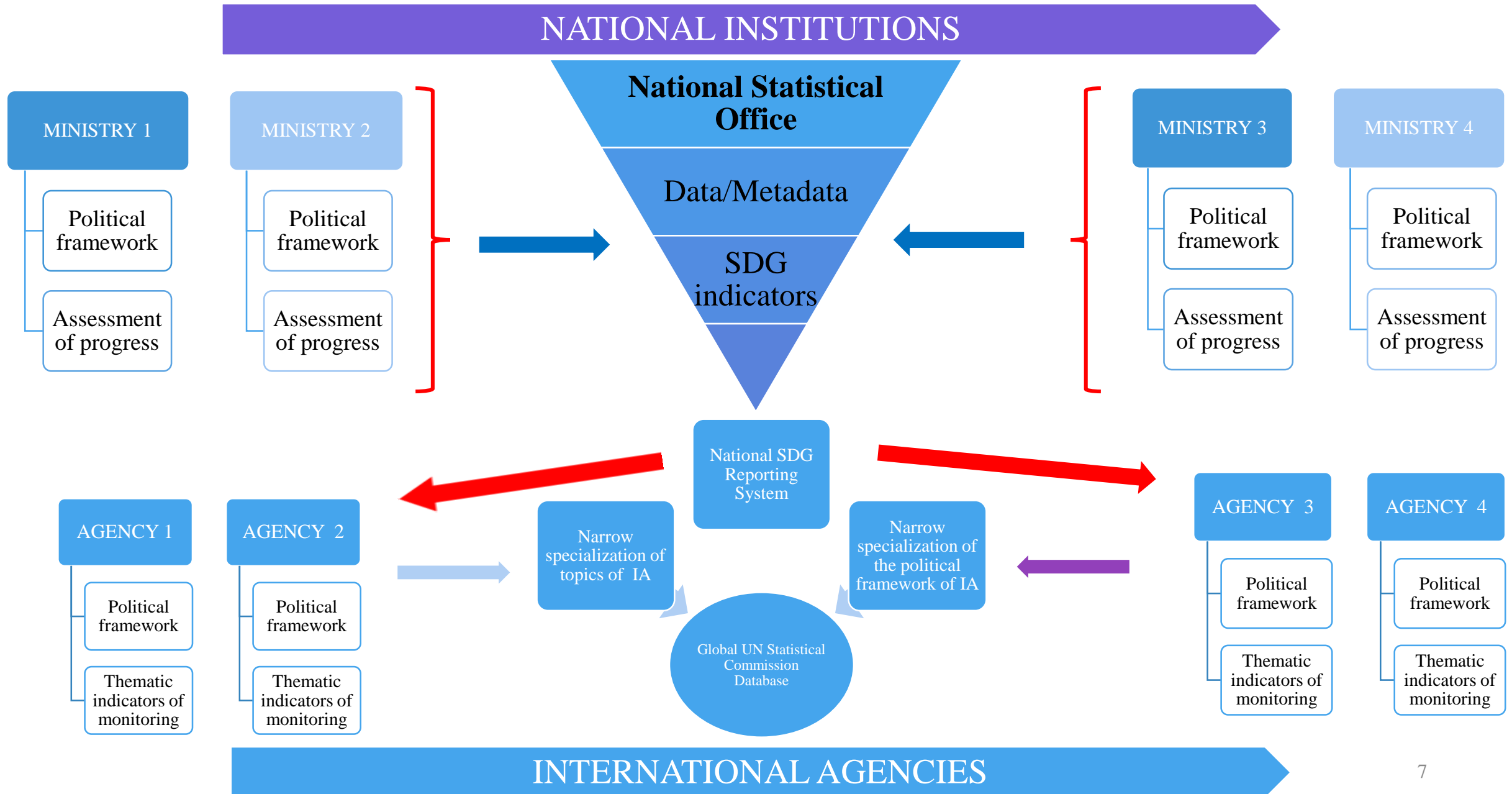
- New Program is being prepared taking into account the development of statistics for the SDGs monitoring

Statistical work program (annually approved by Government)

- 74 statistical works for the preparation of SDG indicators were included (18 of them - ministries and departments, NSC and departments -7)



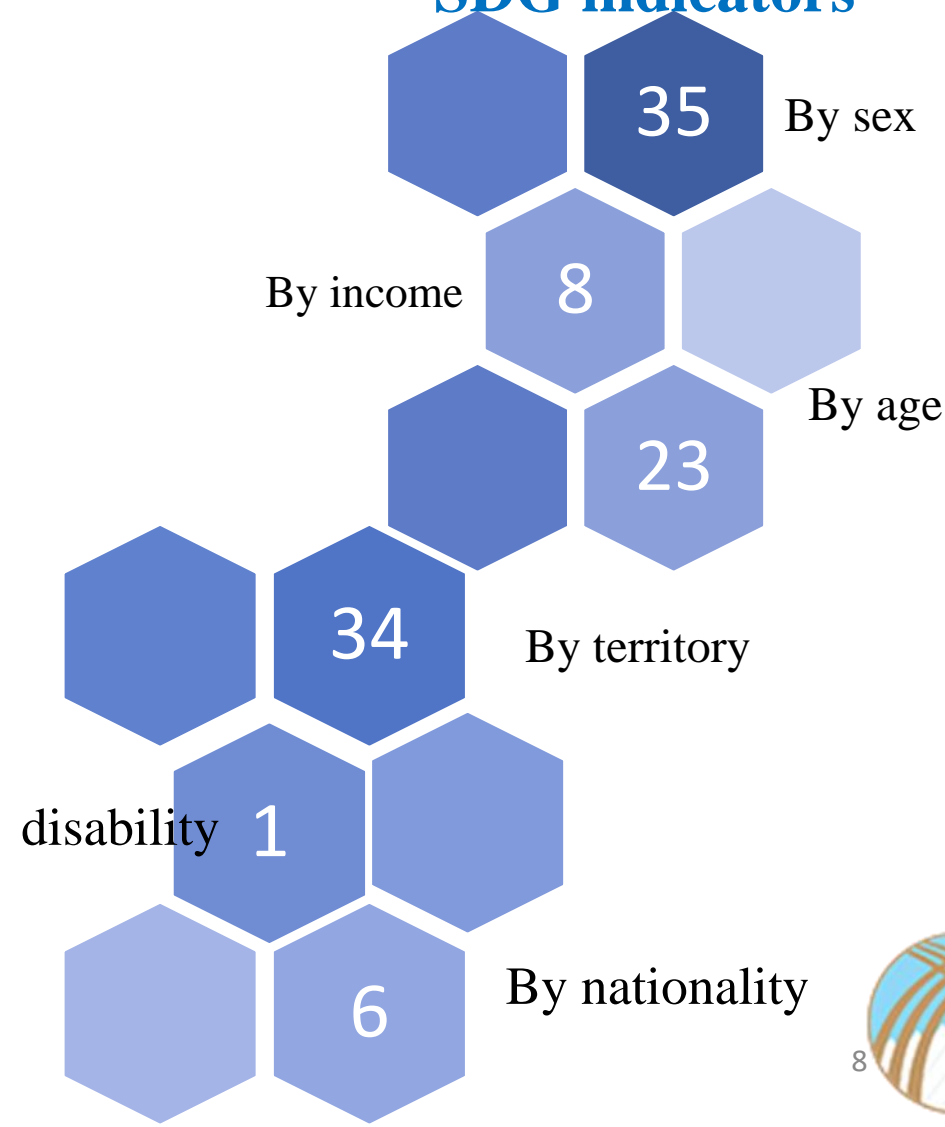
The role of the NSC in the national SDG monitoring and reporting system



Assessment the statistical capacity of the Kyrgyz Republic

Groups of the SDG indicators	Number of indicators	% of applicable indicators	National SDG indicators	National additional indicators
All unique SDG indicators	232		140	157
Not applicable	26			
Applicable	206	100%		
Currently available	39	19%		
Easily feasible	56	27%		
Feasible with a strong effort	93	45%		
Not feasible even with a strong effort	18	9%		
Pending	0	0%		
Current statistical capacity (sum of currently available and easily feasible indicators)	95	46%	67	69

Dissaggregation of global SDG indicators



SDG indicators by ministries and agencies

	Name	Global	National	National additional
1	SAEPF	11	16	7
2	Ministry of Internal Affairs	4	2	
3	Ministry of Health	18	15	4
4	Ministry of Education	7	6	6
5	Ministry of Agriculture	8	2	10
6	Ministry of labor and social protection	5	6	6
7	Ministry of Finance	19	13	11
8	Ministry of Emergencies	5	2	2
9	Ministry of Economy	10	4	1
10	Ministry of Justice	5	2	1
11	NBKR	2	6	9
12	NSC	112	54	60
13	Local government	4	5	5
	Others	22	7	35
	Total	232	140	157



National reporting platform

SUSTAINABLE DEVELOPMENT GOALS 17 GOALS TO TRANSFORM OUR WORLD

GOALS REPORTING STATUS ABOUT PUBLICATIONS GUIDANCE FAQ A A

Indicator search

UK data for Sustainable Development Goal indicators

Click on each goal, or search, for UK statistics for Sustainable Development Goal global indicators.

1 NO POVERTY	2 ZERO HUNGER	3 GOOD HEALTH AND WELL-BEING	4 QUALITY EDUCATION	5 GENDER EQUALITY	6 CLEAN WATER AND SANITATION
7 AFFORDABLE AND CLEAN ENERGY	8 DECENT WORK AND ECONOMIC GROWTH	9 INDUSTRY, INNOVATION AND INFRASTRUCTURE	10 REDUCED INEQUALITIES	11 SUSTAINABLE CITIES AND COMMUNITIES	12 RESPONSIBLE CONSUMPTION AND PRODUCTION
13 CLIMATE ACTION	14 LIFE BELOW WATER	15 LIFE ON LAND	16 PEACE AND JUSTICE	17 PARTNERSHIPS FOR THE GOALS	SUSTAINABLE DEVELOPMENT GOALS

Кыргызча Русский English

90th Anniversary

Национальный статистический комитет Кыргызской Республики

Обратная связь Карта сайта RSS

Найти

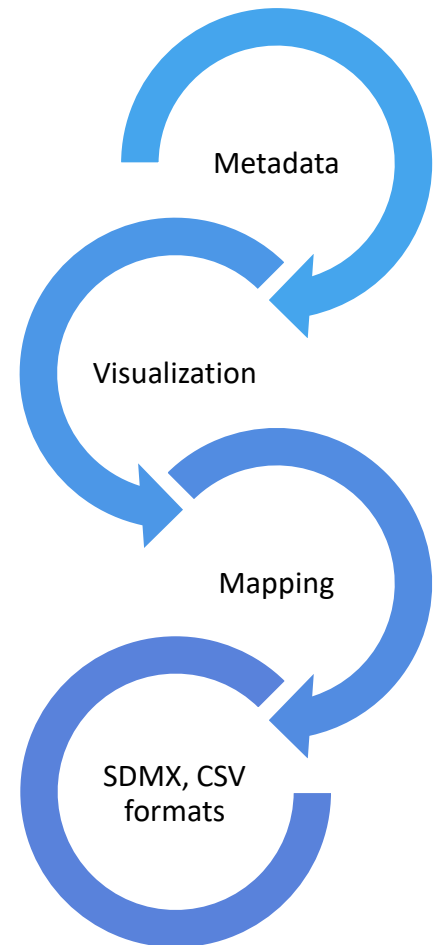
ГЛАВНАЯ О КОМИТЕТЕ СТАТИСТИКА ПУБЛИКАЦИИ ОТЧЕТНОСТЬ УСЛУГИ ОБРАЩЕНИЯ ГРАЖДАН

ВНЕШНЕЭКОНОМИЧЕСКАЯ ДЕЯТЕЛЬНОСТЬ	ОБРАЗОВАНИЕ И КУЛЬТУРА	ЦЕНЫ И ТАРИФЫ
ГЕНДЕРНАЯ СТАТИСТИКА	ОКРУЖАЮЩАЯ СРЕДА	ОРЕНДАТА
ЖИЛИЩНЫЙ ФОНД	ПРЕСТУПНОСТЬ	АНАЛИТИЧЕСКИЙ МАТЕРИАЛ
ЗАНЯТОСТЬ	ПРОМЫШЛЕННОСТЬ	БАЗЫ ДАННЫХ
ЗАРАБОТНАЯ ПЛАТА	СЕЛЬСКОЕ ХОЗЯЙСТВО	ЕВРАЗИЙСКИЙ ЭКОНОМИЧЕСКИЙ СОЮЗ
ЗДРАВООХРАНЕНИЕ	СТРОИТЕЛЬСТВО	ИНДЕКС ДОВЕРИЯ НАСЕЛЕНИЯ
ИНВЕСТИЦИИ	ТОРГОВЛЯ И УСЛУГИ НАСЕЛЕНИЮ	РЕГИОНАЛЬНАЯ СТАТИСТИКА
ИНФОРМАЦИОННО-КОММУНИКАЦИОННЫЕ ТЕХНОЛОГИИ	ТРАНСПОРТ И СВЯЗЬ	СПЕЦИАЛЬНЫЙ СТАНДАРТ РАСПРОСТРАНЕНИЯ ДАННЫХ МВО
МАЛОЕ И СРЕДНЕЕ ПРЕДПРИИМАТЕЛЬСТВО	ТУРИЗМ	СТАТИСТИЧЕСКИЕ ПЕРИОДИКИ
НАСЕЛЕНИЕ	УРОВЕНЬ ЖИЗНИ НАСЕЛЕНИЯ	ЦЕЛИ РАЗВИТИЯ ТЫСЯЧЕЛИТИЯ
НАЦИОНАЛЬНЫЕ СЧЕТА	ФИНАНСЫ	ЦЕЛИ УСТОЙЧИВОГО РАЗВИТИЯ

ОСНОВНЫЕ МАКРОЭКОНОМИЧЕСКИЕ ПОКАЗАТЕЛИ В ЯНВАРЕ-МАРТЕ 2016 ГОДА

Валовой внутренний продукт в январе-марте 2016г. и % к январю-марту 2015г.	95.1 %	Инвестиции в основной капитал	99.3 %
Промышленность Индекс физического объема	74.3 %	Торговля	105.1 %
Сельское хозяйство	101.5 %	Индекс потребительских цен в % к декабрю 2015г.	98.8 %

При использовании статистических данных в средствах массовой информации и научных трудах, распространяемых в информационных сетях, на бумажках, магнитных и иных носителях пользователи обязаны ссылаться на их источник (ст.17 Закона о Государственной статистике) [Stat.kg](#)



СТАТИСТИКА

- Валовой внутренний продукт
- Внешние торговые...
- Плн. бюджет и кредитование
- Население
- Жилищный фонд
- Здравоохранение
- Индексы доверия населения
- Индикаторы "Зеленого роста"
- Курсы
- Образование

СТАТИСТИКА

- Окружающая среда
- Торговля и услуги
- Промышленность
- Сельское хозяйство
- Строительство
- Транспорт и связь
- Труд и занятость
- Туризм
- Уровень жизни
- Цены
- Жилищный фонд
- Индексы доверия населения
- Цели устойчивого развития

62

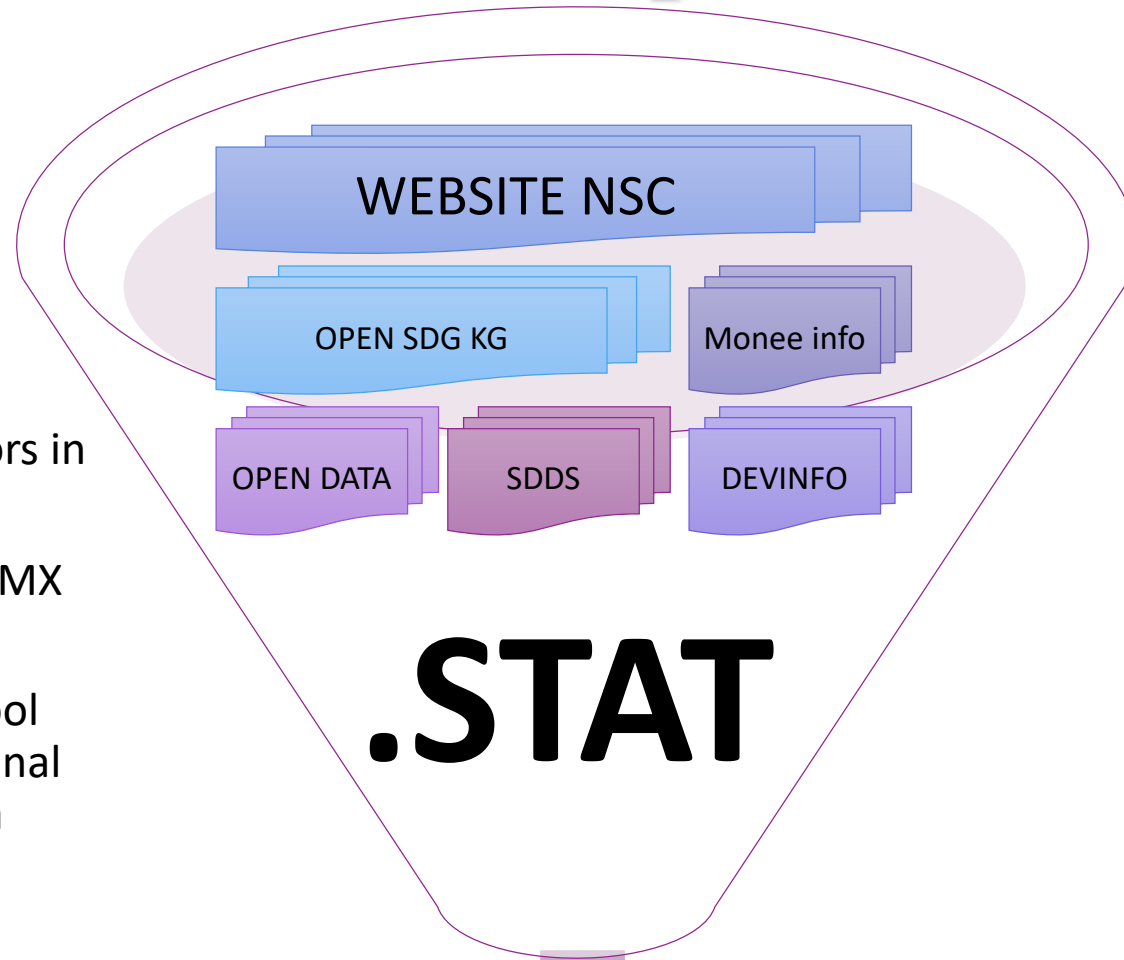
Global indicators in SDMX format

10

National SDG indicators in SDMX format

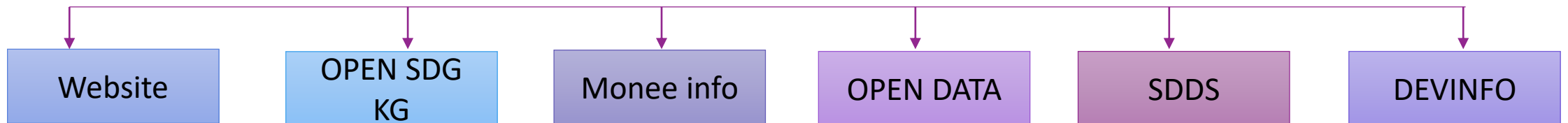


Dot.stat tool and Open SDG Platform



- 100 global SDG indicators in SDMX format
- National indicators in SDMX format
- Implementation .stat tool to the statistical & National SDG data and metadata platforms

- Decrease volume of the works
- Data quality assurance
- Efficiency gains in data modelling & collection
- Enables easier combining and linking of data from different domains to improve data accessibility



Needs and current work of NSC for SDG

Methodology and metadata

Platform



Data

Multiple Indicator Cluster Surveys



MICS-2018



Capacity development

Communication



Press-conference

Open day

Seminars and trainings

Meetings



MPI



Current statistics



Next step for monitoring SDG

1

Road map
on monitoring SDG

2

Communication
strategy

3

Metadata handbook

4

National Reporting
Platform



**BETTER DATA
BETTER LIVES**

Thank you!

National Statistical Committee of the Kyrgyz Republic

www.stat.kg