



المملكة الأردنية الهاشمية

# Migration Data (Jordan's Experience)

Austria, 9–12 December 2019

**Mohammad Ayasrah**

*Statistician*

*Dos – Jordan*

# Introduction

- In recent years international migration has played an increasingly important role for the population dynamics, often becoming a more significant component of population change than the natural change. It affects the population size and composition in addition to economic growth rates and the standard of living.
- Geographic location of Jordan has played an important and main role to attractive many population movements, whether in times of peace or conflict.

- The government of Jordan has committed itself to implementing the Sustainable Development Agenda of 2030. Dos established a Sustainable Development Unit at the end of 2018, to be in charge of data collection for the SDGs indicators by cooperating with the Directorate for Data Management.
- The Directorate and the Unit will coordinate in SDGs data and indicators (including Migration) within the framework of the National Strategy for Development of Statistics (2018–2022 ).



# Migration Data Sources in Jordan



المملكة الأردنية الهاشمية

- Censuses & Surveys conducting by the Department of Statistics (Dos)
- Directorate Of Borders and Residency/ General Security
- Department Of General Intelligence
- Ministry of Labor
- Ministry of Interior/Nationality Directorate and Foreigners Affairs
- Civil Status And Passport Department



# Role of Dos Regarding Migration Data



المملكة الأردنية الهاشمية

Dos collecting Migration data from :

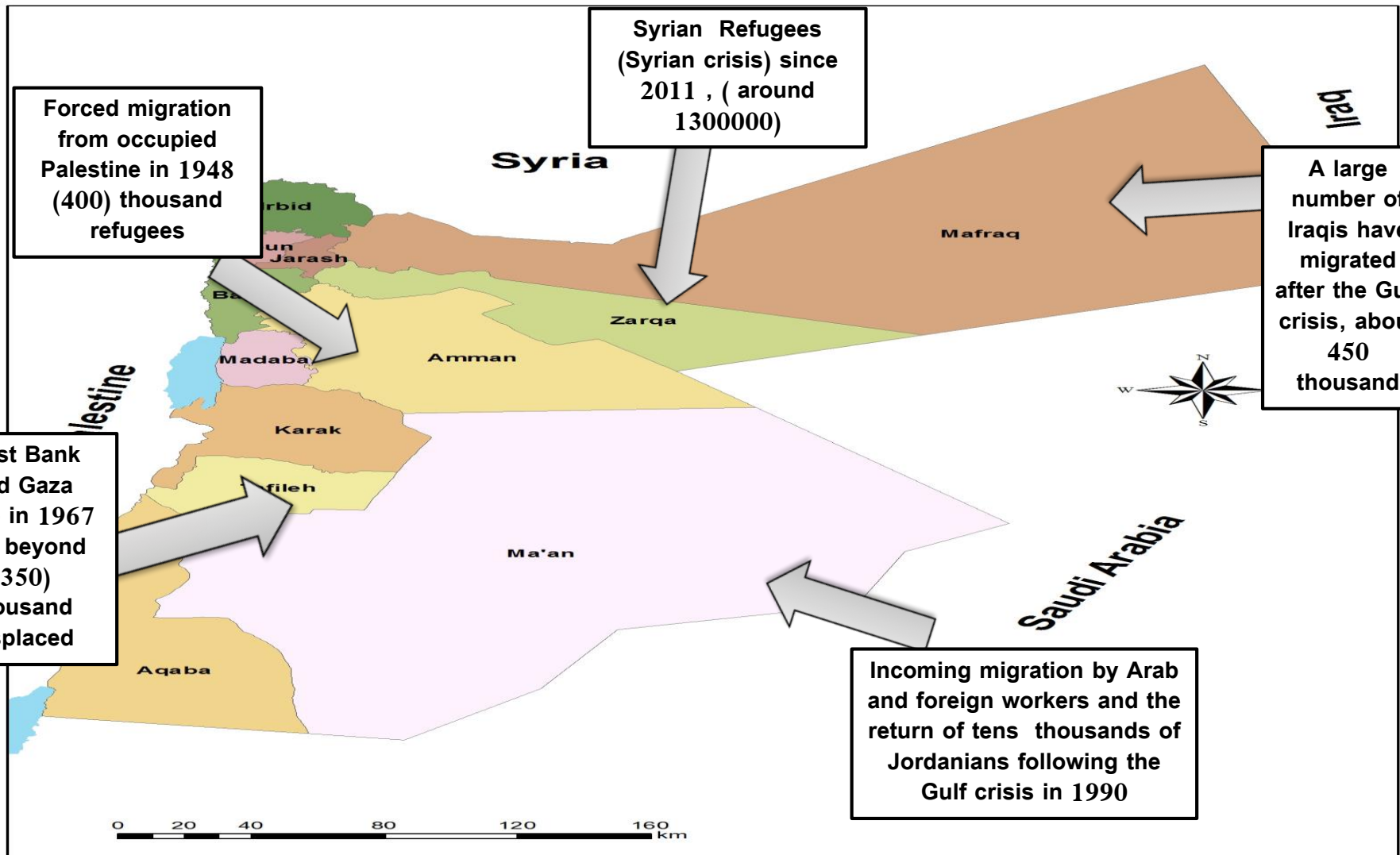
- **General Population and Housing Censuses**

Dos conducted Censuses every 10 years, the last census carried out in 2015, the questionnaire of the Census had specific question for Non-Jordanian residing in Jordan such as: Reason for coming, Nationality, Marital status, Education, health insurance, and other questions which helps monitoring migration phenomenon and the characteristics of migrants .

- **Surveys**

Most of the Surveys Samples including Non-Jordanian such as (DHS survey, labor force survey, Household Expenditure and Income Survey, JOR- HIMS Survey).

# Historical Overview on the migration of Non-Jordanians to Jordan





# Non - Jordanian population by nationality - Census of 2015

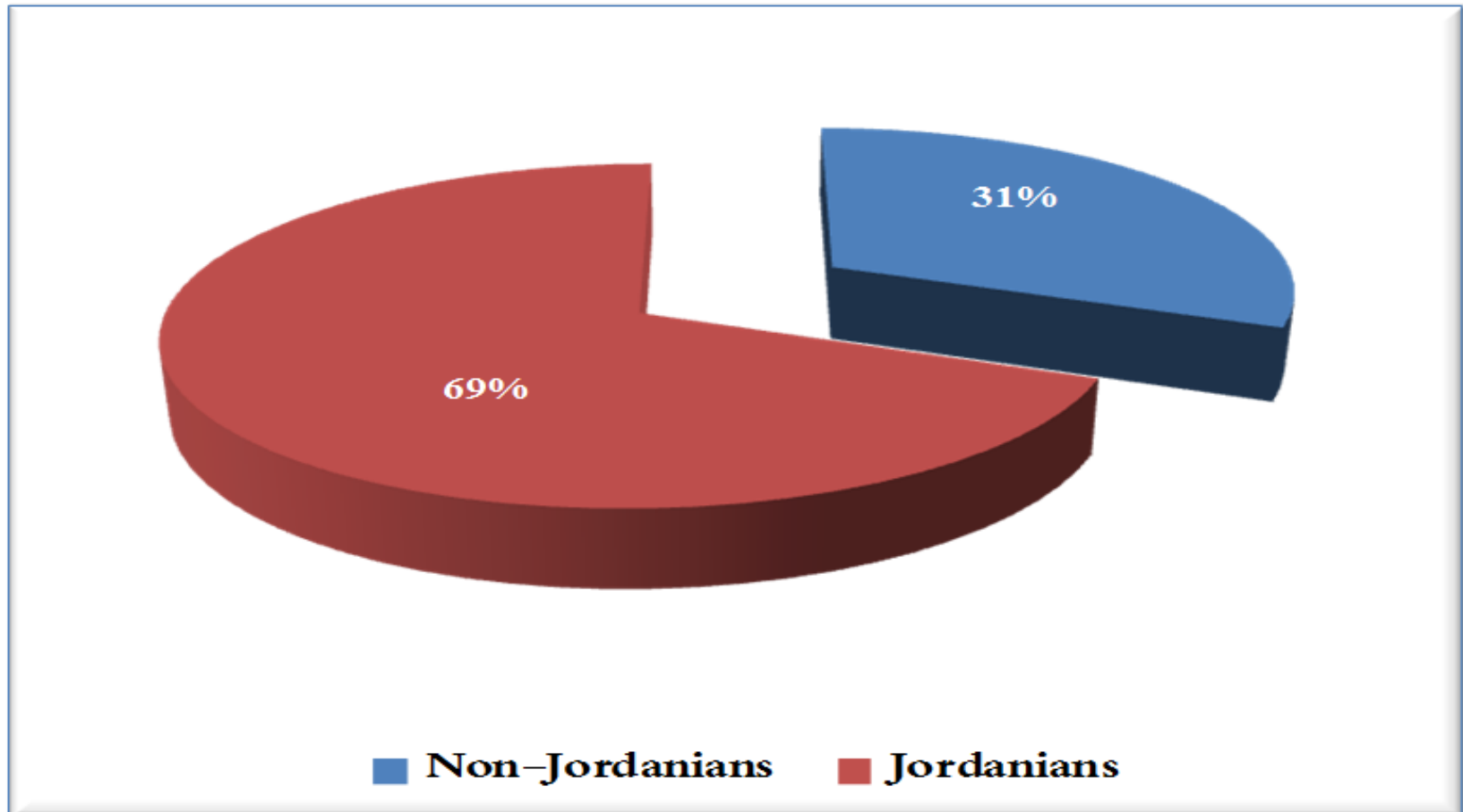


المملكة الأردنية الهاشمية

Dos conducted the last Census in 2015, and the results regarding the migration data showed that around One-third of the population are Non-Jordanian :

Nationality	Sex		
	Male	Female	Total
Jordanian	3368042	3245545	6613587
Syrians	628,226	637,288	1,265,514
Egyptians	523,634	112,636	636,270
Palestinians	349,062	285,120	634,182
Iraqis	66,019	64,892	130,911
Yemenis	18,756	12,407	31,163
Libyans	13,575	9,125	22,700
Other nationalities	79,510	117,875	197,385
<b>Total Non - Jordanian</b>	<b>1,678,782</b>	<b>1,239,343</b>	<b>2,918,125</b>
<b>Total Kingdom</b>	<b>5,046,824</b>	<b>4,484,888</b>	<b>9,531,712</b>

# Proportional Distribution of Population in Jordan by nationality - 2015

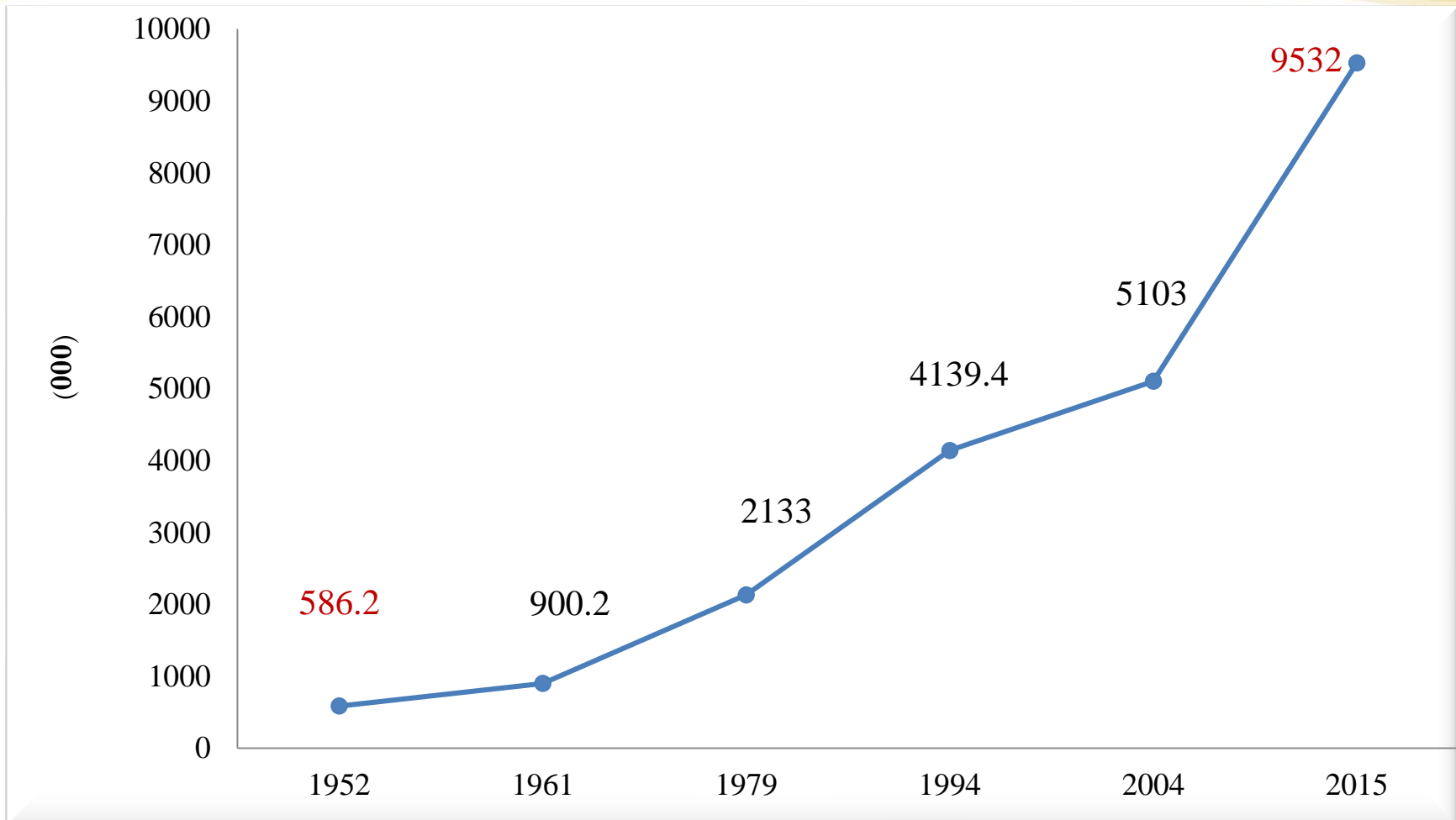






المملكة الأردنية الهاشمية

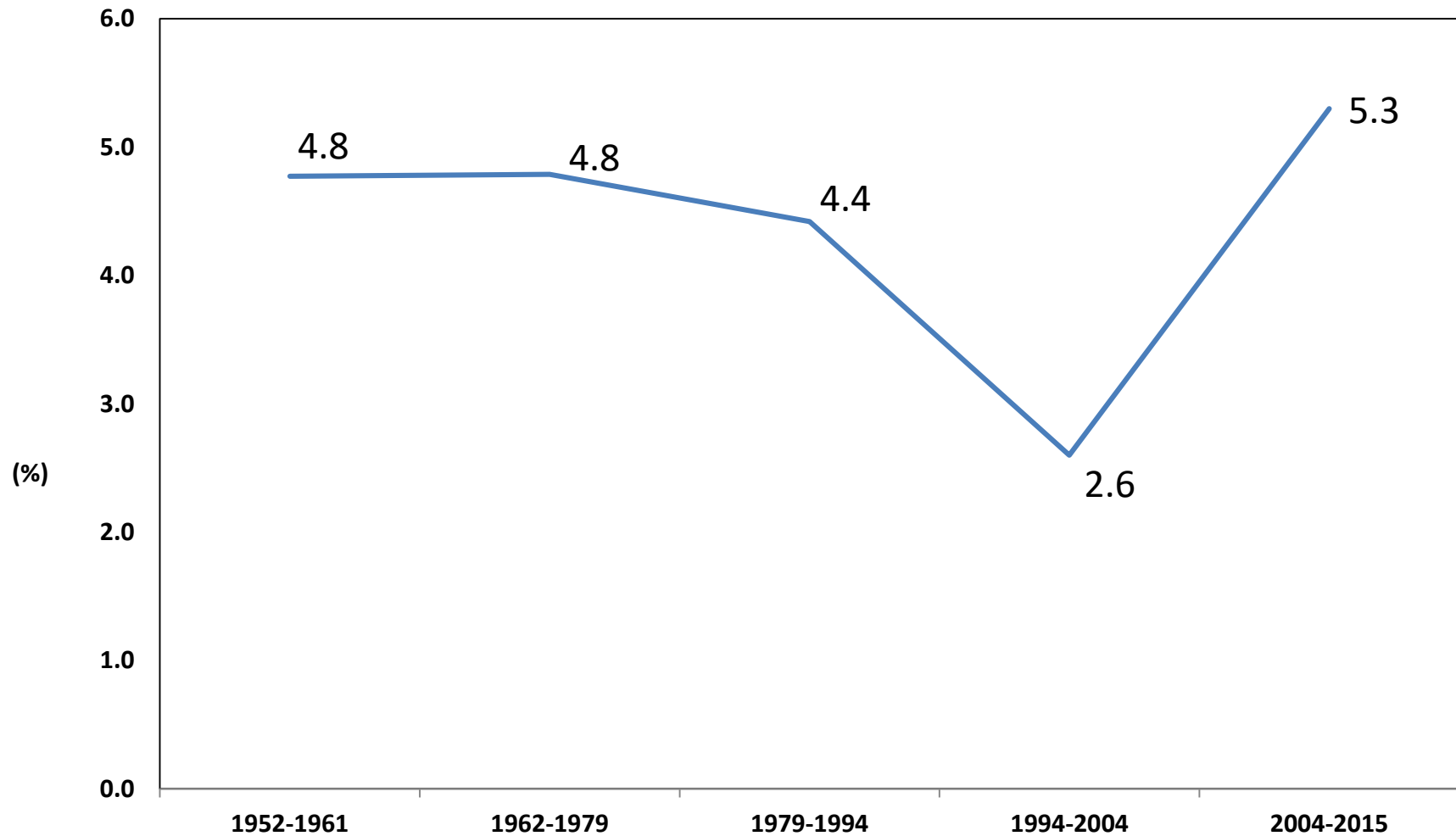
# Population Increase in the Jordan During the Censuses



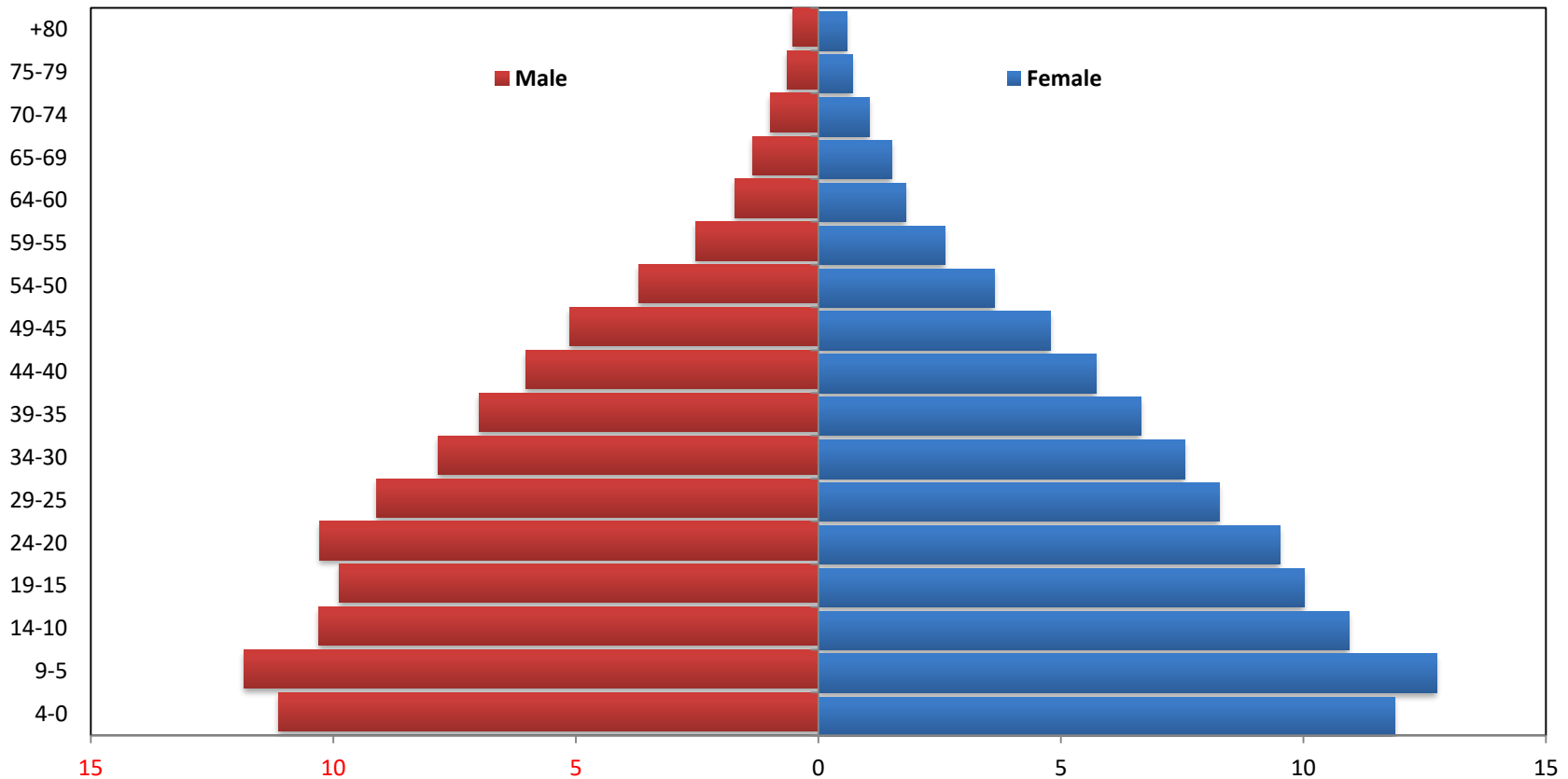


المملكة العربية السعودية

# Population Growth Rate



# Jordan Population Pyramid, 2018 (%)





المملكة العربية السعودية

**THANKS FOR  
ATTENTION**