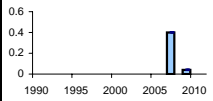
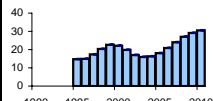
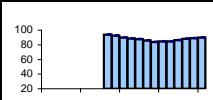
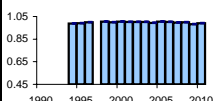
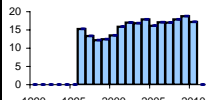

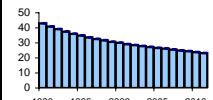
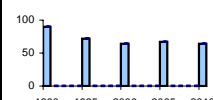
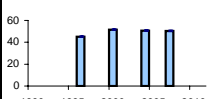
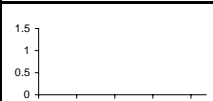


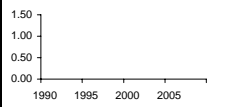
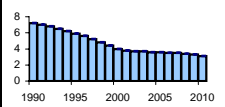
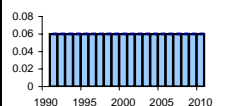
MDG Country Progress Snapshot: Occupied Palestinian Territory Last update: Dec. 2013

Goals and Targets	Indicators	First Year		Latest Year		Percentage Change	Country Progress	Region Latest Data: Western Asia		
		Value	Year	Value	Year			Level ^{1/}	Chart	Value
Goal 1: Eradicate Extreme Poverty and Hunger										
Reduce extreme poverty by half	Proportion of population living below \$1.25 (PPP) per day (%)	0.4	2007	0.0	2009	-90	low poverty		3.6	2010
Reduce hunger by half	Proportion of population below minimum level of dietary energy consumption (%)	14.7	1996	31.8	2012	116	high hunger		10.9	2010-2012
Goal 2: Achieve Universal Primary Education										
Universal primary schooling	Net enrolment ratio in primary education (enrollees per 100 children)	93.7	1999	89.8	2011	-4	moderate enrollment		92.1	2011
Goal 3: Promote Gender Equality and Empower Women										
Equal girls' enrolment in primary school	Ratio of girls to boys in primary education	0.99	1995	0.99	2011	0	parity		0.93	2011
Women's share of paid employment	Share of women in wage employment in the non-agricultural sector (%)	15.3	1996	17.2	2010	12	low share		19.1	2011
Women's equal representation in national parliaments	Proportion of seats held by women in national parliament (single or lower house only - %)	-	---		12.2	2013
Goal 4: Reduce child mortality										
Reduce mortality of under-five-year-old by two thirds	Under-five mortality rate (deaths of children per 1,000 births)	42.9	1990	22.6	2012	-47	low mortality		30	2012
Goal 5: Improve maternal health										
Reduce maternal mortality by three quarters	Maternal mortality ratio (maternal deaths per 100,000 live births)	90	1990	64	2010	-29	low mortality		71	2010
Access to universal reproductive health	Contraceptive prevalence rate (percentage of women aged 15-49, married or in union, using contraception)	45.2	1996	50.2	2007	11	moderate access to reproductive health		57.8	2011
	Unmet need for family planning (percentage of women aged 15-49, married or in union, with unmet need for family planning)	-			16.0	2011

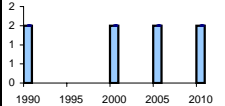
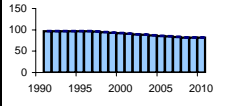
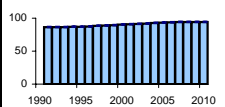
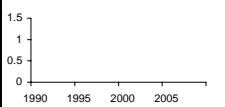
MDG Country Progress Snapshot: Occupied Palestinian Territory Last update: Dec. 2013

Goals and Targets	Indicators	First Year		Latest Year		Percentage Change	Country Progress		Region Latest Data: Western Asia	
		Value	Year	Value	Year		Level ^{1/}	Chart	Value	Year

Goal 6: Combat HIV/AIDS, malaria and other diseases

Halt and begin to reverse the spread of HIV/AIDS	HIV incidence rate (number of new HIV infections per year per 100 people aged 15-49)	-	---		<0.1	2011
Halt and reverse spread of tuberculosis	Incidence rate and death rate associated with tuberculosis	7	1990	3	2011	-58	low mortality		26	2011
	Number of deaths per 100,000 population	0.1	1990	0.1	2011	0			2	2011

Goal 7: Ensure environmental sustainability

Reverse loss of forests	Proportion of land area covered by forest (%)	1.5	1990	1.5	2010	0	low forest cover		3.3	2010
Halve proportion without improved drinking water	Proportion of population using an improved drinking water source (%)	96.5	1991	81.8	2011	-15	moderate coverage		90.0	2011
Halve proportion without sanitation	Proportion of population using an improved sanitation facility (%)	86.5	1991	94.3	2011	9	high coverage		88.0	2011
Improve the lives of slum-dwellers	Proportion of urban population living in slums (%)	-	---		24.6	2012

Goal 8: Develop a global partnership for development

Internet users	Internet users per 100 inhabitants	0.0	1990	41.1	2011	-	high usage		34.4	2011
----------------	------------------------------------	-----	------	------	------	---	------------	---	------	------

The MDG Country Progress Snapshot provides an overview of the progress achieved at country level since 1990 towards the Millennium Development Goals. The snapshot is intended mainly to provide the international community easy access to the information and are not meant to replace in any way the country profiles produced at the national level in several countries. They are also meant to reflect the contribution of country-level progress to the global and regional trends on progress towards the MDGs.

The data used in the snapshot are from the MDG global database (<http://mdgs.un.org/unsd/mdg/Data.aspx>). The metadata and responsible agencies can be found on <http://mdgs.un.org/unsd/mdg/Metadata.aspx>. Sources of discrepancies between global and national figures are due to, among others, different methodology and definitions or different choice of data sources. At the global level, the monitoring of the progress aims to ensure better comparability of data among countries. Country can contact the responsible agencies for resolving data discrepancies.

Note: 1) The country progress level indicates the present degree of compliance with the target based on the latest available data. The technical note on the progress level can be found at <http://mdgs.un.org/unsd/mdg/Resources/Static/Products/Progress2012/technicalnote.pdf>.