

Implementation of the Road Map on Statistics for SDGs: Armenia experience

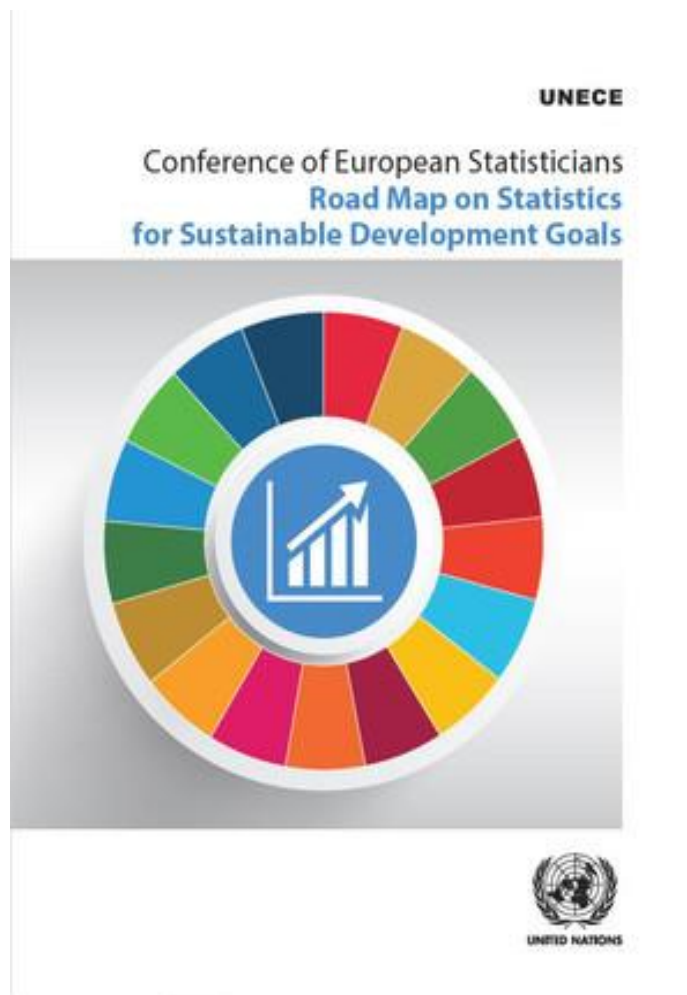


UNECE Road Map on statistics for SDGs - experience and emerging issues, 5 March 2019 (1:15pm-2:30pm), New York, USA


Anahit Safyan, PhD

Member, State Council on Statistics, Focal Point for SDGs

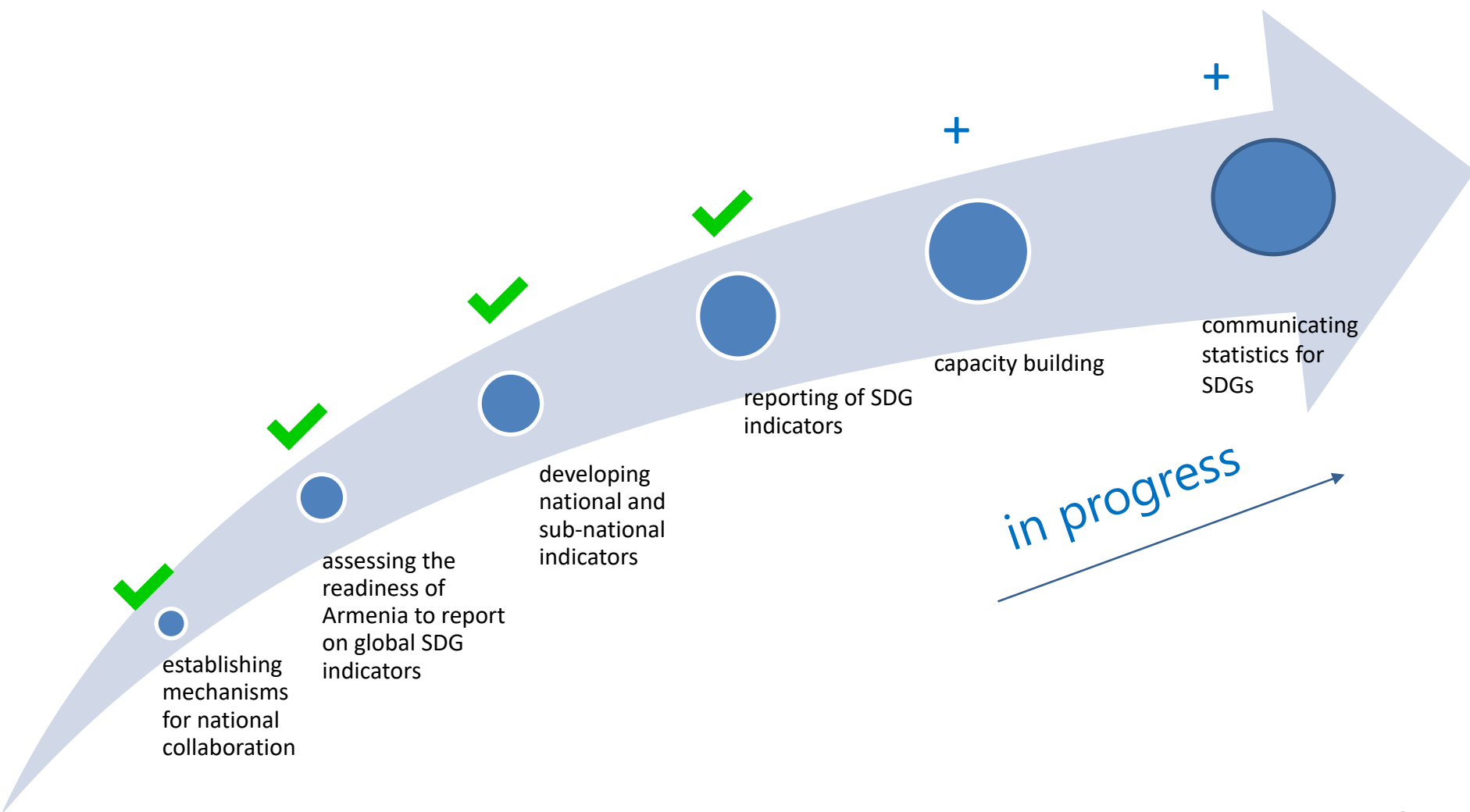
Statistical Committee of the Republic of Armenia (Armstat)



- Road Map is a resource for guiding the work on statistics for Sustainable Development Goals (SDGs). It outlines a strategy for increasing a leading and coordinating *Role of National Statistical Offices in Measuring and Monitoring the SDGs*. The Road Map lays out the activities for producing statistics on SDGs:
 - what needs to be done
 - who is to do what and when
 - who are the stakeholders, and
 - the opportunities for cooperation.



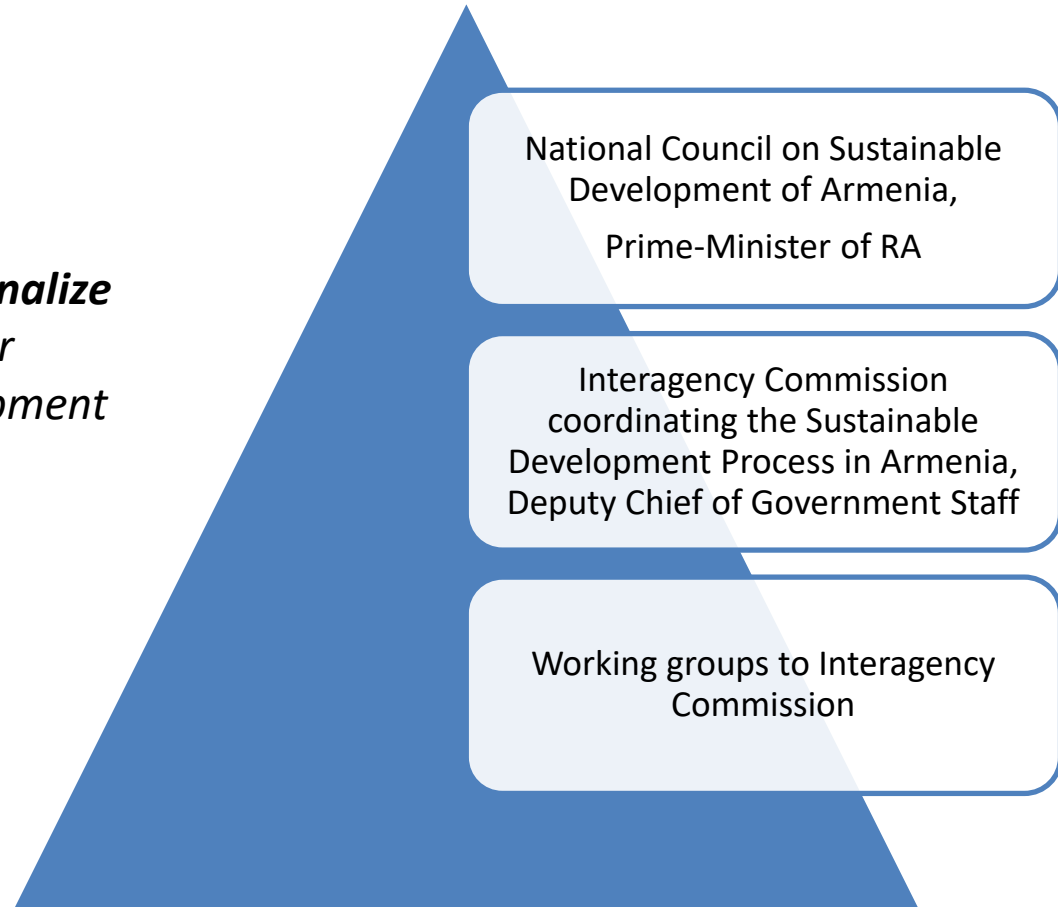
Road Map on Statistics for SDGs





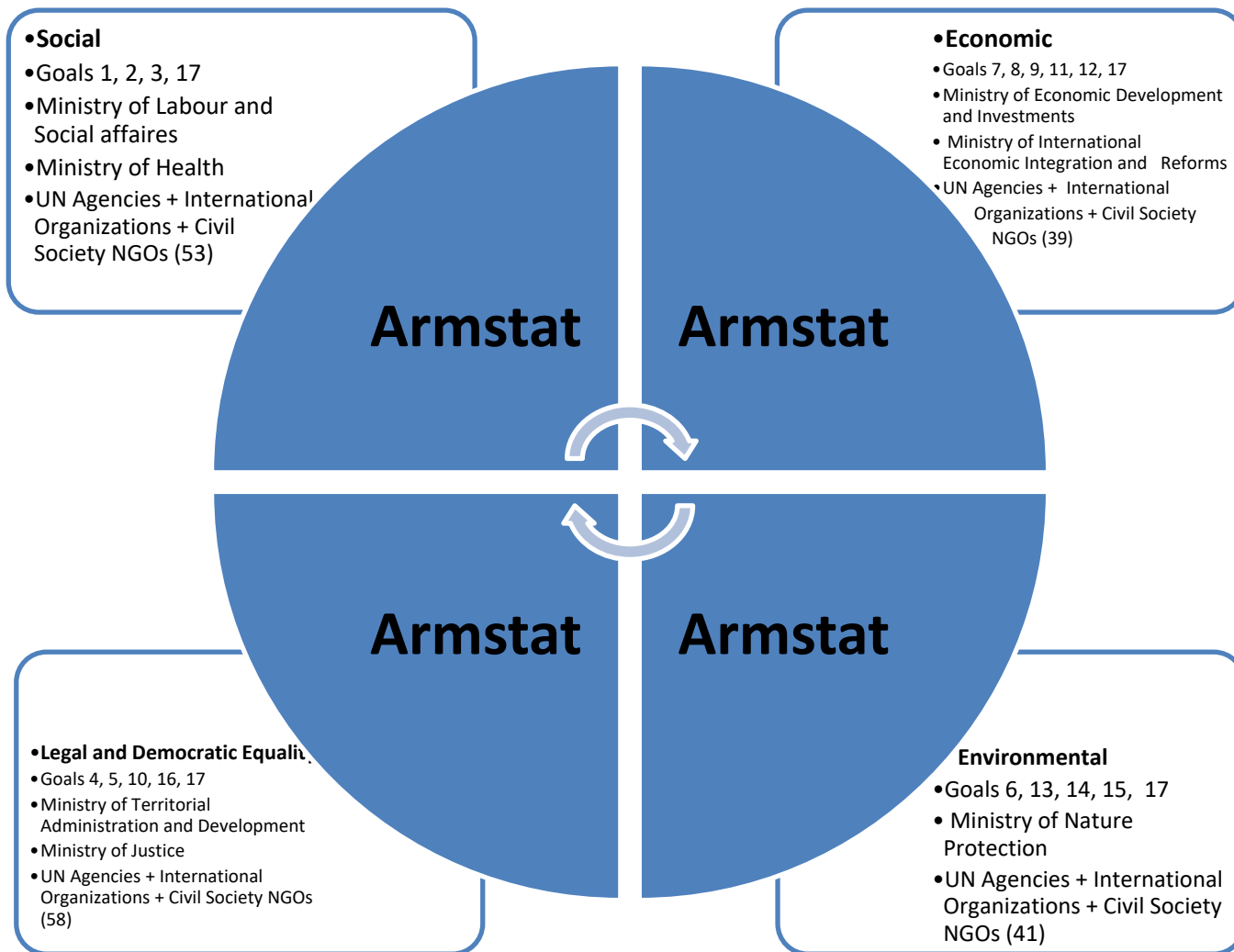
National Coordination Mechanisms

*Road Map to Nationalize
the 2030 Agenda for
Sustainable Development
in Armenia*





Working groups to Interagency Commission



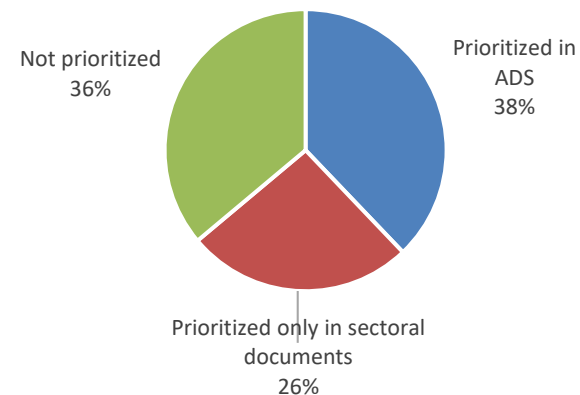
Overall level of SDG integration

The Rapid Integrated Assessment


- involved a broad set of sector specific policy/strategy documents:
 - ✓ Armenia Development Strategy (ADS) 2014-2025
 - ✓ 48 sector specific strategy documents, concepts, action plans, relevant laws and regulatory documents.
- covered all SDG targets and indicators. 108 SDG targets have been prioritized out of 169.

The main strategic document - ADS 2014-2025 - reflects on 64 SDG targets (about 40% of SDG targets).

Prioritization of SDG Targets

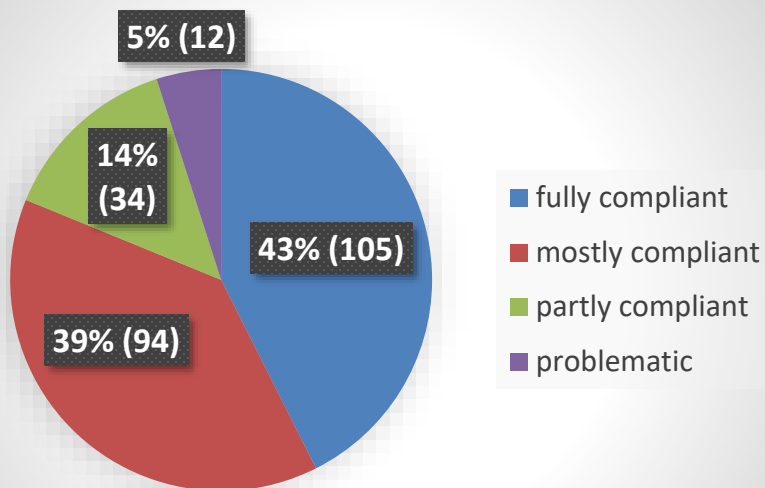


Overall, the SDG principles and approaches are well reflected in Armenia's national strategic documents. There is a high level of integration of the SDG targets (**about 70%**) into ADS 2014-2025 and sector specific strategies.



Gap Analysis

Self-assessment on compliance with definitions



Data availability

78% available data, of which

needs to be checked for the methodological correspondence

15%

could be collected, but requires new mechanisms and tools

14%

available, but requires additional database development

20%

available and published, but definition differs

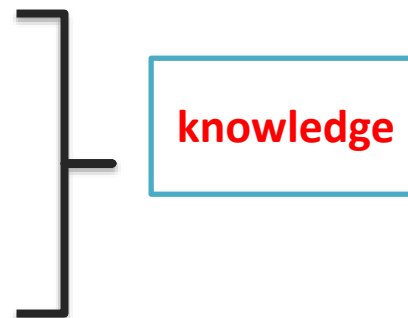
7%

available and published

44%

Capacity building

- Donors support to strengthen a statistical capacity, including capacity of administrative registers
- **UNDP**
- **UNFPA**
- **UNICEF**
- **UNFAO**
- **IOM**
- **UNFPA - National Reporting Platform (NRP)**
- **UNECE** - National workshop on statistics for SDGs in Armenia – preparing a road map with key stakeholders, 12 October 2017, Experts mission on SDGs, 14-15 November 2018
- Share of countries experiences and new approaches
- Cooperation with developed countries (USA)



Coordination of capacity building



Task Force on SDGs, 27 April 2018

- UN Agencies
- Armenia National SDG Innovation Lab
- Government
- Armstat

Meetings in UN:

- SDGs Statistics and Monitoring: The latest best practices from Europe. The current situation in Armenia. Way forward, **UNECE experts**, 15 November 2018



Donors support



To improve NRP:

- ✓ UNFPA (purchased server)
- ✓ IOM (funded mission by Data Scientist, Center for Open Data Enterprise (CODE) on database creation), 21-27 January 2019, Yerevan

Objective:

- data imports, platform setup
- basic training



Reporting and Communicating statistics for SDGs



<http://www.armstat.am/en/?nid=655>

- **First step**
 - **published table with SDGs indicators in Excel format, including all available data, with time series from 2015 onwards, and definitions of indicators and data sources**
- **Second step**
 - **developed web-based NRP for SDGs indicators**



Wednesday, 29 August 2018

[Home](#)

[Statistics](#)

[Publications](#)

[For Respondent](#)

[About us](#)



Release Calendars



Databases



Armenia SDGs indicators



Searching System of the data of Agricultural Census



Objective Reasons of the Lack of Trust in Official Statistics

Main Statistical Data

Monthly date (jun 2018)

Indicator of economic activity, %	109.6
Volume of gross agriculture output, mln. drams	89450.2
Consumer Price Index, %	100.9
External Trade Turnover, mln. USA dollars	593.7
Export, mln. USA dollars	199.4
Import, mln. USA dollars	394.3
Average monthly nominal wages, drams	17 1950.0

[more](#)

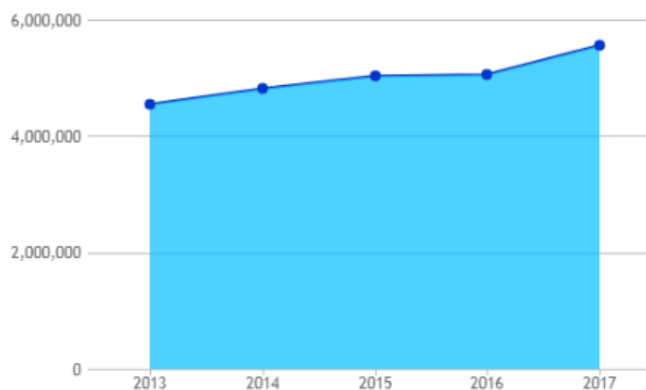
Quarterly data (II quarter 2018)

Gross Domestic Product at market prices, mln. drams	1358429.1
---	-----------

[more](#)

Main Indicators in Graphical Forms

Gross Domestic Product at market prices, mln. drams



News

Five-year Statistical Draft Programs for 2019-2023 of RA (Armenian)

17.07.2018

Draft Statistical Program for 2019 (Armenian)

10.07.2018

The Statistical Committee of the Republic of Armenia informs that the Law of the Republic of Armenia "On Official Statistics" has entered into force on 9 April 2018 (No. LA-194-N, March 21, 2018)...

09.04.2018

Current - Operative Preliminary Main Macro - Economic Indicators Characterizing the Socio-Economic Situation of RA for 2018 July (as of August 20, 2018)

20.08.2018

[more >>](#)

Publications



Catalogue of Statistical Publications



Statistical Yearbook of Armenia



Foreign Trade of the Republic of Armenia for 2017 (According to the Commodity Nomenclature of External Economic Activity at 10-digit level)



[Twinning-Phase II](#)

Republic Ave, Government Building 3, 0010, Yerevan RA.

Tel: (374 11) 524 213, Fax: (374 11) 521 921.

Official e-mail: info@armstat.am, webmaster@armstat.am

38123348@e-citizen.am (only for notifications sent in www.e-citizen.am system)

© Official Website of Statistical Committee RA has been functioning since April 1999.

Improved by the World Bank support in 2009 and by the EU Twinning Project in 2017.

© By using the website, please refer to Statistical Committee RA.

© All rights reserved.



▼ **Statistics**

- ▶ News
- ▶ Statistical Indicators
- ▶ Databases
- ▶ Population Census
- ▶ Agricultural Census 2014
- ▶ Metadata
- ▶ Documentation and Quality
- National Summary Data
- Regional Statistics
- Armenia MDGs indicators
- Armenia SDGs indicators**
- Frequently Asked Questions

[Home](#) / [Statistics](#) / [Armenia SDGs indicators](#)

Armenia SDGs indicators

Click on each goal for Armenia SDGs indicators



[Armenia SDGs Indicators - Draft \(Excel\)](#)

Studying the experience of developing a [National Reporting Platform](#) for the US SDGs indicators and [Training Materials](#), the Armstat has developed a similar platform for Armenia, which is an integrated website (databases and IT infrastructure to collect, maintain and disseminate information). A platform is a tool of national statistics, metadata, and related information for the global Sustainable Development Goals indicators.

To conform with the UN Fundamental Principles of Official Statistics, the Platform has the following minimum characteristics:

- is managed by national statistical service
- features official statistics and metadata according to established standard methodology
- is publicly accessible
- allows for feedback from data users
- features open source (free) technology.

This platform was developed by the Armstat with the support of the UNFPA Armenia Country Office.



Armenia SDGs indicators

Goal	Target	Global Indicator	National Indicator	Unit	2015	2016	2017	Sources
Goal 1. End poverty in all its forms everywhere	1.1 By 2030, eradicate extreme poverty for all people everywhere, currently measured as people living on less than \$1.25 a day	1.1.1 Proportion of population below the international poverty line, by sex, age, employment status and geographical location (urban/rural)		%	0.1	0.1		Armstat, ILCS
		Male		%	0.1	0.08		Armstat, ILCS, WB
		Female		%	0.1	0.11		Armstat, ILCS, WB
		Urban		%	0.1	0.15		Armstat, ILCS, WB
		Rural		%	0	0		Armstat, ILCS, WB
		0-16		%	0.1	0.17		Armstat, ILCS, WB
		17-65		%	0.1	0.06		Armstat, ILCS, WB
		Employment status		%				Armstat, ILCS, WB
		Participants		%	0.1	0.07		Armstat, ILCS, WB
		Employed		%	0.0	0.04		Armstat, ILCS, WB
		-wage employed		%	0.1	0.05		Armstat, ILCS, WB
		-self-employed		%	0.0	0		Armstat, ILCS, WB
		-other employed		%	0.0	0		Armstat, ILCS, WB
		Non-participants		%	0.1	0.06		Armstat, ILCS, WB
		Unemployment		%	0.2	0.24		Armstat, ILCS, WB
		Economically inactive population		%	0.1	0.09		Armstat, ILCS, WB
		Pensioners		%	0.0	0		Armstat, ILCS, WB



▼ **Statistics**

- ▶ News
- ▶ Statistical Indicators
- ▶ Databases
- ▶ Population Census
- ▶ Agricultural Census 2014
- ▶ Metadata
- ▶ Documentation and Quality
- National Summary Data
- Regional Statistics
- Armenia MDGs indicators
- Armenia SDGs indicators**
- Frequently Asked Questions

[Home](#) / [Statistics](#) / [Armenia SDGs indicators](#)

Armenia SDGs indicators

Click on each goal for Armenia SDGs indicators



[Armenia SDGs Indicators - Draft \(Excel\)](#)

Studying the experience of developing a [National Reporting Platform](#) for the US SDGs indicators and [Training Materials](#), the Armstat has developed a similar platform for Armenia, which is an integrated website (databases and IT infrastructure to collect, maintain and disseminate information). A platform is a tool of national statistics, metadata, and related information for the global Sustainable Development Goals indicators.

To conform with the UN Fundamental Principles of Official Statistics, the Platform has the following minimum characteristics:

- is managed by national statistical service
- features official statistics and metadata according to established standard methodology
- is publicly accessible
- allows for feedback from data users
- features open source (free) technology.

This platform was developed by the Armstat with the support of the UNFPA Armenia Country Office.





Wednesday, 29 August 2018

[Home](#)

[Statistics](#)

[Publications](#)

[For Respondent](#)

[About us](#)



▼ Statistics

- ▶ News
- ▶ Statistical Indicators
- ▶ Databases
- ▶ Population Census
- ▶ Agricultural Census 2014
- ▶ Metadata
- ▶ Documentation and Quality
- National Summary Data
- Regional Statistics
- Armenia MDGs indicators
- Armenia SDGs indicators
- Frequently Asked Questions

[Home](#) / [Statistics](#) / [sdg](#)

Armenia SDGs indicators

Goal 1. End poverty in all its forms everywhere

Goal 1. End poverty in all its forms everywhere

Global metadata documentation on all indicators in Goal 1

1.1.1 Proportion of population below the international poverty line, by sex, age, employment status and geographical location (urban/rural)

1.2.1 Proportion of population living below the national poverty line, by sex and age

1.2.2 Proportion of men, women and children of all ages living in poverty in all its dimensions according to national definitions

1.3.1 Proportion of population covered by social protection floors/systems, by sex, distinguishing children, unemployed persons, older persons, persons with disabilities, pregnant women, newborns, work-injury victims and the poor and the vulnerable

1.3.1.a. Proportion of registered disabled people to the total number of population at the end of the year

1.3.1.b. Children with disabilities from diseases (aged 0-17 years)

1.3.1.c. Proportion of pensioners to the total number of population at the end of the year

1.3.1.d. Ratio of elderly pensioners. Ratio of age pensioners and the retirement age stipulated by law and aged population

1.3.1.e. Proportion of families receiving family benefits to households

1.3.1.f. Proportion of families receiving social benefits to households

1.3.1.g. Proportion of beneficiaries of old age, disability and in case of losing a breadwinner to the total number of population at the end of the year

1.3.1.h. Children of orphans (aged 0-17 years) at the end of the year

1.3.1.i. Children who return to relatives from orphanages (aged 0-17 years)

1.3.1.j. Children with disabilities living in orphanages (aged 0-17 years) at the end of the year

1.3.1.ja. Adopted children (aged 0-17 years)

1.3.1.jb. Adopted children by social groups (aged 0-17 years)

1.3.1.jc. Number of beneficiaries receiving maternity benefits granted to non-employed person at the end of the year

National Indicators



Wednesday, 29 August 2018

[Home](#)

[Statistics](#)

[Publications](#)

[For Respondent](#)

[About us](#)



▼ Statistics

- ▶ News
- ▶ Statistical Indicators
- ▶ Databases
- ▶ Population Census
- ▶ Agricultural Census 2014
- ▶ Metadata
- ▶ Documentation and Quality
- National Summary Data
- Regional Statistics
- Armenia MDGs indicators
- Armenia SDGs indicators
- Frequently Asked Questions

[Home](#) / [Statistics](#) / [sdg](#)

Armenia SDGs indicators

Goal 1. End poverty in all its forms everywhere

Search

Goal 1. End poverty in all its forms everywhere

Global metadata documentation on all indicators in Goal 1

1.1.1 Proportion of population below the international poverty line, by sex, age, employment status and geographical location (urban/rural)

1.2.1 Proportion of population living below the national poverty line, by sex and age

1.2.2 Proportion of men, women and children of all ages living in poverty in all its dimensions according to national definitions

1.3.1 Proportion of population covered by social protection floors/systems, by sex, distinguishing children, unemployed persons, older persons, persons with disabilities, pregnant women, newborns, work-injury victims and the poor and the vulnerable

1.3.1.a. Proportion of registered disabled people to the total number of population at the end of the year

1.3.1.b. Children with disabilities from diseases (aged 0-17 years)

1.3.1.c. Proportion of pensioners to the total number of population at the end of the year

1.3.1.d. Ratio of elderly pensioners. Ratio of age pensioners and the retirement age stipulated by law and aged population

1.3.1.e. Proportion of families receiving family benefits to households

1.3.1.f. Proportion of families receiving social benefits to households

1.3.1.g. Proportion of beneficiaries of old age, disability and in case of losing a breadwinner to the total number of population at the end of the year

1.3.1.h. Children of orphans (aged 0-17 years) at the end of the year

1.3.1.i. Children who return to relatives from orphanages (aged 0-17 years)

1.3.1.j. Children with disabilities living in orphanages (aged 0-17 years) at the end of the year

1.3.1.ja. Adopted children (aged 0-17 years)

1.3.1.jb. Adopted children by social groups (aged 0-17 years)

1.3.1.jc. Number of beneficiaries receiving maternity benefits granted to non-employed person at the end of the year



Statistics

- ▶ News
- ▶ Statistical Indicators
- ▶ Databases
- ▶ Population Census
- ▶ Agricultural Census 2014
- ▶ Metadata
- ▶ Documentation and Quality
- National Summary Data
- Regional Statistics
- Armenia MDGs indicators
- Armenia SDGs indicators
- Frequently Asked Questions

[Home](#) / [Statistics](#) / [sdg](#)

Armenia SDGs indicators

[Goal 1. End poverty in all its forms everywhere](#)

1.2.2 Proportion of men, women and children of all ages living in poverty in all its dimensions according to nati

Indicator 1.2.2 Proportion of men, women and children of all ages living in poverty in all its dimensions according to national definitions

[UN metadata for 1.2.2](#)

	Unit	2015	2016	2017	Source
Total	%	29.1	27.8	-	Armstat, ILCs, WB
Male	%	27.9	28.5	-	Armstat, ILCs, WB
Female	%	30.1	30.2	-	Armstat, ILCs, WB
Children	%	31.4	34.2	-	Armstat, ILCs, WB
0-5	%	26.3	33.7	-	Armstat, ILCs, WB
age 6 to 17	%	34.2	-	-	Armstat, ILCs, WB
18-64	%	27	-	-	Armstat, ILCs, WB
65+	%	34.6	29.2	-	Armstat, ILCs, WB



Armenia data for Sustainable Development Goal indicators

Click on each goal, or [search](#), for Armenia statistics for Sustainable Development Goal global indicators.

1 NO POVERTY 	2 ZERO HUNGER 	3 GOOD HEALTH AND WELL-BEING 	4 QUALITY EDUCATION 	5 GENDER EQUALITY 	6 CLEAN WATER AND SANITATION 
7 AFFORDABLE AND CLEAN ENERGY 	8 DECENT WORK AND ECONOMIC GROWTH 	9 INDUSTRY, INNOVATION AND INFRASTRUCTURE 	10 REDUCED INEQUALITIES 	11 SUSTAINABLE CITIES AND COMMUNITIES 	12 RESPONSIBLE CONSUMPTION AND PRODUCTION 
13 CLIMATE ACTION 	14 LIFE BELOW WATER 	15 LIFE ON LAND 	16 PEACE AND JUSTICE 	17 PARTNERSHIPS FOR THE GOALS 	SUSTAINABLE DEVELOPMENT GOALS 

Armenia data for Sustainable Development Goal indicators

Click on each goal, or search, for Armenia statistics for Sustainable Development Goal global indicators.

1 NO POVERTY 	2 ZERO HUNGER 	3 GOOD HEALTH AND WELL-BEING 	4 QUALITY EDUCATION 	5 GENDER EQUALITY 	6 CLEAN WATER AND SANITATION 
7 AFFORDABLE AND CLEAN ENERGY 	8 DECENT WORK AND ECONOMIC GROWTH 	9 INDUSTRY, INNOVATION AND INFRASTRUCTURE 	10 REDUCED INEQUALITIES 	11 SUSTAINABLE CITIES AND COMMUNITIES 	12 RESPONSIBLE CONSUMPTION AND PRODUCTION 
13 CLIMATE ACTION 	14 LIFE BELOW WATER 	15 LIFE ON LAND 	16 PEACE AND JUSTICE 	17 PARTNERSHIPS FOR THE GOALS 	SUSTAINABLE DEVELOPMENT GOALS 

1 NO POVERTY



End poverty in all its forms everywhere

Home / Goal 1

Targets

1.1

By 2030, eradicate extreme poverty for all people everywhere, currently measured as people living on less than \$1.25 a day

1.2

By 2030, reduce at least by half the proportion of men, women and children of all ages living in poverty in all its dimensions according to national definitions

1.3

Implement nationally appropriate social protection systems and measures for all, including floors, and by 2030 achieve substantial coverage of the poor and the vulnerable

Indicators

1.1.1

Reported online

Proportion of population below the international poverty line, by sex, age, employment status and geographical location (urban/rural)

1.2.1

Reported online

Proportion of population living below the national poverty line, by sex and age

1.2.2

Reported online

Proportion of men, women and children of all ages living in poverty in all its dimensions according to national definitions

1.3.1

Exploring data sources

Proportion of population covered by social protection floors/systems, by sex, distinguishing children, unemployed persons, older persons, persons with disabilities, pregnant women, newborns, work-injury victims and the poor and the vulnerable

1.3.1.a

Reported online

Proportion of registered disabled people to the total number of population at the end of the year

1.3.1.b

Reported online

Children with disabilities from diseases (aged 0-17 years)

Proportion of registered disabled people to the total number of population at the end of the year

Sub-categories

Choose categories from the dropdowns below to see different breakdowns of the data. Some will not be available until a higher level is chosen.

Click on the legend to remove individual lines from the chart.

Clear selections ✕

Sex ▼

Select all Clear all

Female

Male

Location ▼

Select all Clear all

Rural

Urban

Age ▼

Select all Clear all

aged 0-17 years

aged 18-39 years

aged 40-62 years

aged 63 and older

Chart **Table**

Proportion of registered disabled people to the total number of population at the end of the year



Source: Armstat, Ministry of Labour and Social Affairs of RA
 Geographical Area: Armenia
 Unit of Measurement: %

Armenia Female Female, Rural Female, aged 0-17 years Rural aged 0-17 years

[Download Chart CSV](#) [Download Source CSV](#)

Proportion of registered disabled people to the total number of population at the end of the year

Sub-categories

Choose categories from the dropdowns below to see different breakdowns of the data. Some will not be available until a higher level is chosen.

Click on the legend to remove individual lines from the chart.

Clear selections ✕

Sex ▼

Select all
Clear all

Female

Male

Location ▼

Select all
Clear all

Rural

Urban

Age ▼

Select all
Clear all

aged 0-17 years

aged 18-39 years

aged 40-62 years

aged 63 and older

[Chart](#) [Table](#)

Proportion of registered disabled people to the total number of population at the end of the year

Year ▲	Armenia	Female	Female, Rural	Female, aged 0-17 years	Rural	aged 0-17 years
2015	6.68	6.16	5.17	0.75	5.85	1.13
2016	6.87	6.37	5.5	0.8	6.13	1.18
2017	6.51	5.94	5.03	0.79	5.77	1.18

Source: Armstat, Ministry of Labour and Social Affairs of RA

Geographical Area: Armenia

Unit of Measurement: %

[Download Table CSV](#)

[Download Source CSV](#)

[National Metadata](#) [Global Metadata](#) [Sources](#) [Edit](#)

This table provides metadata for the actual indicator available from Armenia statistics closest to the corresponding global SDG indicator. Please note that even when the global SDG indicator is fully available from Armenian statistics, this table should be consulted for information on national methodology and other Armenian-specific metadata information.

Indicator available

Indicator description

Geographical coverage Armenia

Unit of measurement %

Definitions

Calculations

Other information

Data last updated

2019-01-24: [see changes on GitHub](#)

Next steps



- to continue collaboration with **CODE**
- to highlight national and global indicators/present indicators in maps
- to provide administrative registers with a possibility to edit indicators
- to develop a guidance for users, data administrator
- to conduct training on NRP administration, modernization and for data providers

Challenges

Lack of:

- methodology, data and data sources, level of disaggregation
- new pilot surveys or introducing new modules in existing surveys
- quality of administrative registers
- use of non-traditional data sources:
Big data, geospatial information
- institutional infrastructure and statistical capacity



Armstat perspective



Strengthening cooperation with

- Custodian Agencies
- Donors
- Stakeholders

Promoting collaboration across NSOs

Continuing capacity building
Reporting and communicating statistics

Modernizing NSSs

Data flow mechanisms

Thank you



Armstat

3 Government House, Republic ave.,
Yerevan 0010, Republic of Armenia

Telephone: (37411) 524 213

Fax: (37411) 521 921

E-mail: info@armstat.am

Internet: <http://www.armstat.am>;

www.armstat.info; www.armdevinfo.am,

www.armstatbank.am