



UNITED NATIONS  
DEPARTMENT OF ECONOMIC  
AND SOCIAL AFFAIRS  
STATISTICS DIVISION



ANDEAN COMMUNITY  
GENERAL SECRETARIAT



UNITED NATIONS  
ECONOMIC COMMISSION FOR  
LATIN AMERICA AND THE  
CARIBBEAN

**Regional Workshop on Country Practices in Compilation of  
International Merchandise Trade Statistics, 7-11 May 2007, Lima**

**Agenda item No. 6:** Overview of the results of the NCDP Questionnaire 2006 including  
those of the countries participating in the workshop

**Presentation**

**Language:** English

# NCDP QUESTIONNAIRE 2006: NATIONAL COMPILATION AND DISSEMINATION PRATICES

Presentation by

***United Nations Statistics Division (UNSD)***



## NCDP Questionnaire 2006

### National Compilation and Dissemination Practices

Code	Section	Question	
	<b>PART 1:</b> Main recommendations of the International Merchandise Trade Statistics, Concepts and Definitions, Rev.2, (IMTS, Rev.2) and the Compilers Manual to IMTS, Rev.2		<b>Please answer only with Yes, NO or Not Applicable</b>
1.01	<b>Section 1:</b> Institutional arrangements	Is your national methodology of compilation and dissemination of foreign merchandise trade statistics ( <b>hereafter called 'trade statistics'</b> ) based on IMTS, Rev.2 ?	Yes
1.02		Is the National Statistical Office the responsible agency for the compilation and dissemination of trade statistics ? <i>If No, please specify in the Comments field which agency is responsible for this.</i>	Yes
		Do the following agencies provide data to your office for use in the compilation of the trade statistics:	
1.03		Customs administration	Yes

IMTS Workshop, Lima,  
7-11 May 2007

United Nations Statistics Division

1

## NCDP Questionnaire 2006

### National Compilation and Dissemination Practices

Question Number	No	Yes	Neutral	Total Responses	Percentage YES	Description of Question
4.05	10	92	9	111	82.9%	
4.06	7	96	8	111	86.5%	Re-exports
4.07	16	81	14	111	73.0%	Inward processing
4.08	17	79	15	111	71.2%	leaving after inward processing
4.09	16	80	15	111	72.1%	Outward processing
4.10	16	82	13	111	73.9%	re-importation after outward processing
4.11	14	80	17	111	72.1%	into customs-warehousing
4.12	11	81	19	111	73.0%	leaving customs warehousing
4.13	26	60	25	111	54.1%	into commercial freezone
4.14	26	61	24	111	55.0%	leaving commercial freezone
4.15	25	59	27	111	53.2%	into industrial freezone
4.16	21	63	27	111	56.8%	leaving industrial freezone
4.17	35	63	13	111	56.8%	
5.01	29	57	25	111	51.4%	Included: commercial freezone
5.02	31	55	25	111	49.5%	Included: industrial freezone
5.03	29	71	11	111	64.0%	Included: customs warehousing
5.04	27	64	20	111	57.7%	Included: inward processing

IMTS Workshop, Lima,  
7-11 May 2007

United Nations Statistics Division

2

## **NCDP Questionnaire PART I**

**Section 1: Institutional arrangements**

**Section 2: Sources of data**

**Section 3: Coverage and Time of recording**

**Section 4: Customs procedures**

**Section 5: Trade system**

**Section 6: Commodity classifications and  
Quantity measurement**

## **NCDP Questionnaire PART I**

**Section 7: Valuation and currency conversion**

**Section 8: Partner country**

**Section 9: Data Quality Control**

**Section 10: Mode of transport**

**Section 11: Reporting and dissemination**

## NCDP Questionnaire PART II

**Details on INCLUSIONS and  
EXCLUSIONS of particular items in the  
international merchandise trade statistics**

**Section 12: Inclusions**

**Section 13: Exclusions**



### Review of some main recommendations

‘record all goods which add to or subtract from the stock of material resources of a country by entering (imports) or leaving (exports) its economic territory’

no simple ‘transit’

no temporarily admitted or withdrawn goods (except inward or outward processing)

‘use customs documents *and -if needed-* other sources’

## Review of some main recommendations

**THEORY SNA** 'Geographic territory administered by a government within which persons, goods and capital circulate freely' (SNA93)

### EXAMPLE AUSTRALIA

- Territory within political frontiers (including Christmas Island, Cocos Islands and Australian Antarctic Territory)
- Territorial waters
- Continental shelf in international waters
- Territorial enclaves abroad (embassies, military bases etc)
- Excluded: foreign enclaves within Australia

**THEORY IMTS** 'Statistical territory over which the IMT data are collected'

**PRACTICE** 'Customs territory over which the IMT data are collected'

- Equal to Economic territory with exception of:
  - Christmas Island, Cocos Islands and Austr. Antarctic Territory
  - Territorial enclaves abroad (embassies, military bases etc)

## Review of some main recommendations

### THEORY 'Concepts and Definitions'

'All goods .....'  
List of Inclusions: 19 - 41  
List of Exclusions: 42 - 63  
of which to be recorded  
for BOP and SNA 55 - 63

- Non-monetary gold
- Goods for processing
- Electricity, gas and water
- Fish caught on high seas by foreign vessels and landed in national ports

### EXAMPLES OF INCLUSIONS

### EXAMPLES OF EXCLUSIONS

- Monetary gold (=financial asset)
- Empty bottles (=means of transport)
- Fish caught on high seas by national vessels and landed in the own economic territory

### EXAMPLES OF EXCLUSIONS TO BE SEPARATELY RECORDED

- Mobile equipment that changes ownership while outside the country of residence of its original owner
- Goods for repair
- Fish caught on high seas by national vessels and landed in foreign ports

## THEORY 'Concepts and Definitions'

'All goods .....

List of Inclusions: 19 - 41

List of Exclusions: 42 - 63  
of which to be recorded  
for BOP and SNA 55 - 63

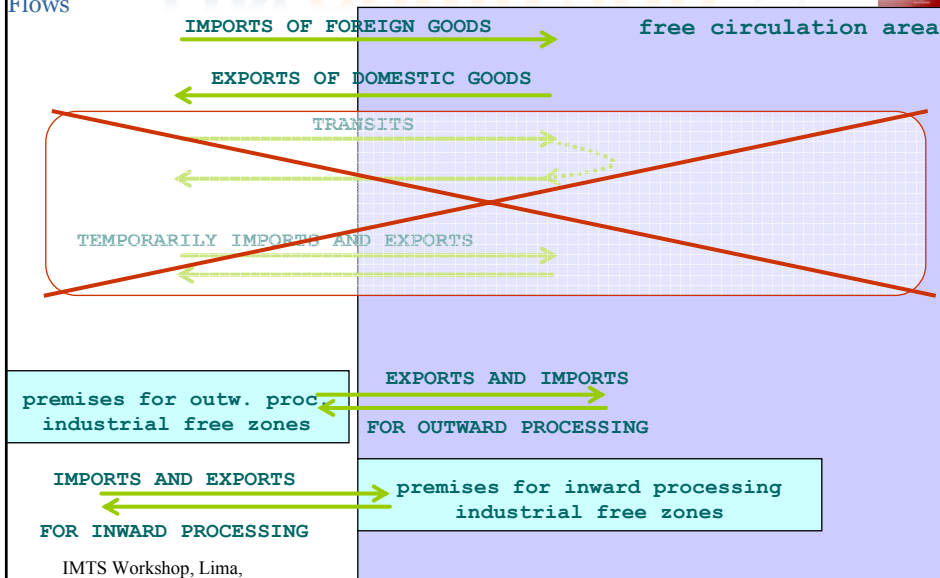
## CUSTOMS THEORY

'Goods passing the  
customs frontiers for which  
customs clearances are  
required'

## STATISTICAL PRACTICE

'Goods for which customs clearance forms are made and which  
are included in the statistical processing (above statistical  
threshold and not part of the statistical exclusions) and goods  
(belonging to the statistical inclusions) of which data are  
collected from other sources'

## Basic Trade Flows



## Review of some main recommendations

### Trade Systems

- General Trade
  - statistical territory = economic territory
- Special Trade
  - strict definition
    - statistical territory = free circulation area
  - relaxed definition
    - statistical territory = free circulation area
    - + inward processing area
    - + industrial free zones


## Review of some main recommendations

### Time of Recording

- according SNA: at the time when change in ownership takes place
- in practice different possibilities:
- transfer of ownership depends on delivery conditions in combination with applicable legislation
  - is not always traceable from documentation
- theoretical approximation:
- moment that goods enter or leave the economic territory
- IMTS Concepts and Definitions recommendation:
- lodgment of customs declaration



## Section 1: Institutional arrangements

1.01 Is your national methodology of compilation and dissemination of foreign merchandise trade statistics based on IMTS, Rev.2 ? 

1.02 Is the National Statistical Office the responsible agency for the compilation and dissemination of trade statistics ?  
If No, please specify in the Comments field which agency is responsible for this.

## Section 1: Institutional arrangements

1.01 Is your national methodology of compilation and dissemination of foreign merchandise trade statistics based on IMTS, Rev.2 ?

1.02 Is the National Statistical Office the responsible agency for the compilation and dissemination of trade statistics ?  
If No, please specify in the Comments field which agency is responsible for this.

Code	Yes%	No%	N/A%
1.01	72.5%	12.1%	15.4%
1.02	79.1%	16.5%	4.4%

## Section 1: Institutional arrangements

1.01	Is your national methodology of compilation and dissemination based on ICS?	Code	Yes	No	N/A
1.02	Is the National agency for trade statistics responsible for ICS?	1.01	60.0%	26.7%	13.3%
	If No, please specify the agency is responsible for ICS.	1.02	53.3%	40.0%	6.7%

## Section 1: Institutional arrangements

	Do the following agencies provide data to your office for use in the compilation of the trade statistics:
1.03	Customs administration
1.04	Central Bank
1.05	Commodity board <i>If Yes, please specify in Comments field</i>
1.06	National Energy Agency
1.07	Other, <i>If Yes, please specify in Comments field</i>

## Section 1: Institutional arrangements

		Code	Yes%	No%	N/A%
<b>1.03</b>		1.03	95.6%	1.1%	3.3%
<b>1.04</b>		1.04	18.7%	71.4%	9.9%
<b>1.05</b>		1.05	11.0%	72.5%	16.5%
<b>1.06</b>		1.06	25.3%	61.5%	13.2%
<b>1.07</b>		1.07	42.9%	34.1%	23.1%

IMTS Workshop  
7-11 May 2007

17

## Section 1: Institutional arrangements

		Code	Code	Yes%	No%	N/A%
<b>1.03</b>		1.03	1.03	100.0%	0.0%	0.0%
<b>1.04</b>		1.04	1.04	26.7%	33.3%	40.0%
<b>1.05</b>		1.05	1.05	0.0%	73.3%	26.7%
<b>1.06</b>		1.06	1.06	20.0%	53.3%	26.7%
<b>1.07</b>		1.07	1.07	66.7%	6.7%	26.7%

IMTS Workshop  
7-11 May 2007

## 1.07 - Other, If Yes, please specify in Comments field

### Comentarios

Emprendimientos Energéticos Binacionales S.A.

La Promotora de Comercio Exterior (PROCOMER), administra los regímenes de zonas francas y perfeccionamiento activo. Esta entidad proporciona la información d la actividad de comercio internacional de éstos regímenes.

PETROECUADOR Y CIAS. PRIVADAS

ESSO, RASA, para verificación de importaciones de petróleo y derivados y venta de gasolina de aviación. El CENTRO DE TRAMITES DE EXPORTACION del Banco Central se usó hasta 2006 como fuente para los datos de maquila

Petróleos Mexicanos (PEMEX), Comisión Federal de Electricidad (CFE), e Industria Automotriz.

Ministerio de Hacienda / Contraloría / Zofri SA (administradora de zona franca)

ECOPETROL y las empresas privadas remiten al DANE la información correspondiente a las exportaciones de Petróleo y sus derivados.

Dirección Nacional del Banano, Refinería Panamá, Empresas de productos del mar.

Líneas Aereas Nacionales (Importación de Aeronaves-Compra de Combustible en el Exterior)  
AIRBP - Proveedora Fueloil (Reporte Venta de Combustible Líneas Aéreas Extranjeras)

Comité de Administración de la Zona Franca y Zona Comercial de Tacna ( ZOFRATACNA) es un Organismos Públicos Descentralizados del Ministerio de Comercio Exterior y Turismo. ZOFRATACNA, es la fuente que proporciona las estadísticas básicas complementaria

## UN Recommendations

Compilers should establish good working arrangements with the organizations that keep records relevant to trade statistics

## Section 1: Institutional arrangements

1.08	Does your office have any memorandum of understanding or any similar working agreement with any of the mentioned agencies?
1.09	If you have working agreements with other agencies, does your office regularly meet or consult with these agencies before release of the trade statistics?

## Section 1: Institutional arrangements

1.08	Does your office have any memorandum of understanding or any similar working agreement with any of the mentioned agencies?	Code	Yes%	No%	N/A%
1.09	If you have working agreements with other agencies, does your office regularly meet or consult with these agencies before release of the trade statistics?	1.08	63.7%	30.8%	5.5%
		1.09	38.5%	44.0%	17.6%

## Section 1: Institutional arrangements

1.08	Do you have a code of practice for the collection and processing of trade statistics?	Code	Yes%	No%	N/A%
1.09	If yes, please provide details of the code of practice.	Code	Yes%	No%	N/A%
		1.08			
		1.08	73.3%	20.0%	6.7%
		1.09			
		1.09	33.3%	60.0%	6.7%

## UN Recommendations

Compilers should also initiate, whenever appropriate, modifications to national legislation or relevant administrative regulations in order to establish a solid foundation for enhancing the quality and timeliness of trade statistics.

## Section 3: Coverage and Time of Recording

3.01 As a general rule, do you include in trade statistics goods which enter (imports) or leave (exports) your economic territory (except for goods in transit and temporary admissions/ withdrawals)



3.02 Do you use change of ownership (between residents and non-residents) as a basis for inclusion of certain goods in trade statistics? If Yes, please provide examples in Comments

## Section 3: Coverage and Time of Recording


3.01 As a general rule, do you include in trade statistics goods which enter (imports) or leave (exports) your economic territory (except for goods in transit and temporary admissions/ withdrawals)



3.02 Do you use change of ownership (between residents and non-residents) as a basis for inclusion of certain goods in trade statistics? If Yes, please provide examples in Comments

Code	Yes%	No%	N/A%
3.01	93.4%	2.2%	4.4%
3.02	27.5%	63.7%	8.8%

### Section 3: Coverage and Time of Recording

 <p>3.01 As a general rule, do you include in trade statistics goods which are economic goods and not temporary goods?</p>				
	Code	Yes%	No%	N/A%
3.02 Do you use date of lodgement of the customs declaration as an approximation for the time when goods enter/leave your territory?	3.01	80.0%	6.7%	13.3%
examples	3.02	40.0%	46.7%	13.3%

### Section 3: Coverage and Time of Recording

- 3.03 Can your office compile detailed commodity by partner trade statistics on the basis of change of ownership?
- 3.04 Do you use date of lodgement of the customs declaration as an approximation for the time when goods enter/leave your territory?  
*If No*, please indicate which dates are used for this purpose in the Comments field.



### Section 3: Coverage and Time of Recording

3.03	Can your office compile detailed commodity by part own	Code	Yes%	No%	N/A%
3.04	Do you decla good If No purpose in the Comments field.	3.03	23.1%	70.3%	6.6%
		3.04	75.8%	20.9%	3.3%

### Section 3: Coverage and Time of Recording

3.03	Can your office compile detailed commodity by part own	Code	Yes%	No%	N/A%
3.04	Do you decla good If No purpose in the Comments field.	3.03	33.3%	53.3%	13.3%
		3.04	66.7%	20.0%	13.3%

## Customs Definition

Date of lodgement: the date on which the customs accepts the declarations submitted by importers, exporters or their agent;

## Section 4: Customs Procedures

4.01 Does your country use the Kyoto Convention (the International Convention on the Simplification and Harmonization of Customs procedures) as the basis for the definitions of customs procedures?



## Section 4: Customs Procedures

4.01 Does your country use the Kyoto



Convention  
on the  
of Cu  
the de  
vention  
ization  
is for  
ures?

Code	Yes%	No%	N/A%
4.01	72.5%	13.2%	14.3%

## Section 4: Customs Procedures

4.01 Does your country use the Kyoto




Convention  
on the C  
of Cu  
the de  
vention  
ation  
for  
es?

Code	Yes%	No%	N/A%
4.01	80.0%	0.0%	20.0%


## Section 4: Customs Procedures

Does the recording by customs procedures allow for the identification of:

4.02	Importation of goods under clearance for home use
4.03	Re-importation of goods in the same state
4.04 	Exportation of domestic goods (outright exportation)
4.05	Temporary admission of goods subject to re-exportation in the same state

## Section 4: Customs Procedures

Does the recording by customs procedures allow for the identification of:

	Code	Yes%	No%	N/A%	
4.02	4.02	86.8%	9.9%	3.3%	home
4.03	4.03	86.8%	5.5%	7.7%	
4.04 	4.04	79.1%	11.0%	9.9%	
	4.05	82.4%	8.8%	8.8%	
4.05	Temporary admission of goods subject to re-exportation in the same state				

## Section 4: Customs Procedures

Does the recording by customs procedures allow for the identification of:

	Code	Code	Yes%	No%	N/A%	
4.02	4.02	4.02	80.0%	13.3%	6.7%	Re-exportation of goods in the same state
4.03	4.03	4.03	93.3%	0.0%	6.7%	Temporary admission of goods for inward processing
4.04	4.04	4.04	80.0%	0.0%	20.0%	Goods leaving the country after inward processing
4.05	4.05	4.05	93.3%	0.0%	6.7%	Temporary exportation of goods for outward processing

## Section 4: Customs Procedures

Does the recording by customs procedures allow for the identification of:

4.06	Re-exportation of goods in the same state
4.07	Temporary admission of goods for inward processing
4.08	Goods leaving the country after inward processing
4.09	Temporary exportation of goods for outward processing

## Section 4: Customs Procedures

Does the recording by customs procedures allow for the identification

		Code	Yes%	No%	N/A%
4.06	Re-	4.06	87.9%	4.4%	7.7%
4.07	Ten	4.07	73.6%	13.2%	13.2%
	proc	4.08	71.4%	14.3%	14.3%
4.08	God	4.09	72.5%	14.3%	13.2%
	proc				

4.09 Temporary exportation of goods for outward processing

## Section 4: Customs Procedures

Does the recording by customs procedures allow for the identification

		Code	Yes%	No%	N/A%
4.06	Re-	4.06			
		4.06	86.7%	0.0%	13.3%
4.07	Ten	4.07	80.0%	6.7%	13.3%
	proc	4.08	80.0%	6.7%	13.3%
4.08	God	4.09	80.0%	6.7%	13.3%
	proc	4.08			
4.09	Tempora	4.09	66.7%	13.3%	20.0%
	processing				

## Section 4: Customs Procedures

Does the recording by customs procedures allow for the identification of:

4.10	Re-importation of goods after temporary exportation for outward processing
4.11	Goods admitted into a customs warehouse?
4.12	Goods leaving a customs warehouse?
4.13	Goods admitted into a commercial free zone (zones where only minimal repackaging and similar processing of goods is allowed) ?

## Section 4: Customs Procedures

Does the recording by customs procedures allow for the identification of:

	Code	Yes%	No%	N/A%	
4.10	4.10	79.1%	11.0%	9.9%	Re-importation of goods after temporary exportation for outward processing
4.11	4.11	75.8%	9.9%	14.3%	Goods admitted into a customs warehouse?
4.12	4.12	75.8%	7.7%	16.5%	Goods leaving a customs warehouse?
4.13	4.13	60.4%	16.5%	23.1%	Goods admitted into a commercial free zone (zones where only minimal repackaging and similar processing of goods is allowed) ?

## Section 4: Customs Procedures

Does the recording by customs procedures allow for the identification of goods?


	Code				
4.10	4.10	Code	Yes%	No%	N/A%
	4.11	4.10	80.0%	0.0%	20.0%
4.11	4.12	4.11	73.3%	20.0%	6.7%
4.12	4.13	4.12	73,3%	13.3%	13.3%
4.13	(zones of free trade)	4.13	60.0%	26.7%	13.3%
similar processing of goods is allowed) ?					


IMTS Workshop, Lima,  
7-11 May 2007


United Nations Statistics Division

43

## Section 5: Trade System

5.10 Do you disseminate trade statistics **only** according to the general trade system ? 

5.11 Do you disseminate trade statistics **only** according to the special trade system ? 

5.12 Do you disseminate trade statistics according to **both** the general **and** special trade system ? 

IMTS Workshop, Lima,  
7-11 May 2007


United Nations Statistics Division

44




## Section 5: Trade System

5.10 Do you disseminate trade statistics <b>only</b> according to the	Code	Yes%	No%	N/A%	
5.11 Do you disseminate trade statistics <b>only</b> according to the	5.10	45.1%	48.4%	6.6%	
	5.11	39.6%	52.7%	7.7%	
5.12 Do you disseminate trade statistics <b>both</b> the general <b>and</b> special trade system ?	5.12	18.7%	59.3%	22.0%	



## Section 5: Trade System

5.10 Do you disseminate trade statistics <b>only</b> according to the	Code	Yes%	No%	N/A%	
5.11 Do you disseminate trade statistics <b>only</b> according to the	Code	Yes%	No%	N/A%	
	5.10	33.3%	60.0%	6.7%	
5.12 Do you disseminate trade statistics <b>both</b> the general <b>and</b> special trade system ?	5.11	53.3%	46.7%	0.0%	
	5.12	20.0%	60.0%	20.0%	



## Section 6: Commodity classifications and Quantity measurement

**6.01** Do you use the Harmonized System (HS) as the basis for your detailed commodity trade database? If Yes, please give the number of digits at which you maintain your commodity codes in the Comment field.

**6.02** Do you use the Harmonized System for dissemination purposes?

## Section 6: Commodity classifications and Quantity measurement

	Code	Yes%	No%	N/A%
<b>6.01</b> Do you use the Harmonized System (HS) as the basis for your detailed commodity trade database? If Yes, please give the number of digits at which you maintain your commodity codes in the Comment field.	6.01	93.4%	2.2%	4.4%
<b>6.02</b> Do you use the Harmonized System for dissemination purposes?	6.02	86.8%	7.7%	5.5%

**6.02** Do you use the Harmonized System for dissemination purposes?

## Section 6: Commodity classifications and Quantity measurement

6.01 Do you publish any data in terms of Standard International Trade Classification (SITC) ? If Yes, on what basis? If No, on what basis? If N/A, on what basis?	Code	Yes%	No%	N/A%
	6.01	100.0%	0.0%	0.0%
6.02 Do you publish any data in terms of Common Product Classification (CPC) ? If Yes, on what basis? If No, on what basis? If N/A, on what basis?	6.02	100.0%	0.0%	0.0%

## Section 6: Commodity classifications and Quantity measurement

<b>6.03</b>	Do you publish any data in terms of Standard International Trade Classification (SITC) ?
<b>6.04</b>	Do you publish any data in terms of Common Product Classification (CPC) ?
<b>6.05</b>	Do you publish any data in terms of the Classification by Broad Economic Categories (BEC) ?
<b>6.06</b>	Do you publish any data in terms of International Standard Industrial Classification of All Economic Activities (ISIC) ?


## Section 6: Commodity classifications and Quantity measurement

6.03	Do you use Trade Codes?	Code	Yes%	No%	N/A%	International
6.04	Do you use Classifications?	6.03	69.2%	28.6%	2.2%	
6.05	Do you use Broad Classifications?	6.04	7.7%	86.8%	5.5%	
6.06	Do you use Industrial Classification of All Economic Activities (ISIC) ?	6.05	45.1%	47.3%	7.7%	by
		6.06	19.8%	73.6%	6.6%	Standard

## Section 6: Commodity classifications and Quantity measurement

6.03	Do you use Trade Codes?	Code	Yes%	No%	N/A%	International
6.04	Do you use Classifications?	6.03	46.7%	53.3%	0.0%	
6.05	Do you use Broad Classifications?	6.04	20.0%	80.0%	0.0%	
6.06	Do you use Industrial Classification of All Economic Activities (ISIC) ?	6.05	53.3%	46.7%	0.0%	by
		6.06	60.0%	40.0%	0.0%	Standard

## Section 7: Valuation and currency conversion

7.01  Are you using provisions of the WTO Agreement on Valuation as the basis for calculating the statistical value of goods ?


7.02 Is the statistical value of imported goods a CIF-type value?

7.03 Are data for international freight and insurance associated with the importation of goods available separately?

7.04 Do you compile and publish value of imported goods as a FOB-type value?

7.05 Is the statistical value of exported goods an FOB-type value?

## Section 7: Valuation and currency conversion

	Code	Yes%	No%	N/A%	
7.01  As	7.01	57.1%	19.8%	23.1%	tion
7.02 Is	7.02	95.6%	2.2%	2.2%	
7.03 A th	7.03	38.5%	59.3%	2.2%	with
7.04 D ty	7.04	27.5%	69.2%	3.3%	FOB-
7.05 Is	7.05	97.8%	1.1%	1.1%	e?

## Section 7: Valuation and currency conversion

	Code	Code	Yes%	No%	N/A%
7.01 As	7.01	7.01	86.7%	6.7%	6.7%
7.02 Is	7.02	7.02	86.7%	6.7%	6.7%
7.03 A	7.03	7.03	80.0%	20.0%	0.0%
7.04 D	7.04	7.04	80.0%	20.0%	0.0%
7.05 Is	7.05	7.05	93.3%	0.0%	6.7%




## Section 8: Partner Country

8.01 Do you identify your trade partners on the basis of the definition of the statistical territory as given by your partners themselves?

Do you compile **import** statistics by:

8.02	country of origin?
8.03	<i>If Yes, do you broadly follow the origin criteria outlined in the Kyoto Convention?</i>
8.04	country of consignment?
8.05	country of purchase?
8.06	other? <i>If Yes, please specify in Comments field</i>

## Section 8: Partner Country




8.01 Do you define them as...	Code	Yes%	No%	N/A%
 Do you consider them as...	8.01	54.9%	15.4%	29.7%
8.02 	8.02	87.9%	9.9%	2.2%
8.03 	8.03	68.1%	4.4%	27.5%
8.04	8.04	47.3%	47.3%	5.5%
8.05	8.05	28.6%	67.0%	4.4%
8.06	8.06	11.0%	42.9%	46.2%

IMTS Workshop, Lima,  
7-11 May 2007

United Nations Statistics Division

57

## Section 8: Partner Country

8.01 Do you define them as...	Code	Yes%	No%	N/A%
 Do you consider them as...	8.01	46.7%	20.0%	33.3%
8.02 	8.02	93.3%	6.7%	0.0%
8.03 	8.03	80.0%	0.0%	20.0%
8.04	8.04	40.0%	46.7%	13.3%
8.05	8.05	46.7%	46.7%	6.7%
8.06	8.06	46.7%	26.7%	26.7%

IMTS Workshop, Lima,  
7-11 May 2007

58

## Section 9: Data Quality Control

9.03 Does the Customs administration of your country use ASYCUDA (Automated SYstem for CUsoms DAta) for automated entry and checking of customs declarations ?

9.04 Is physical inspection of cargo by Customs based on risk assessment?

9.05 Does the Customs administration of your country conduct seminars to train traders and their agents in the filing of customs declarations ?

## Section 9: Data Quality Control


9.03 Does the Customs administration of your country use ASYCUDA (Automated SYstem for CUsoms DAta) for automated entry and checking of customs declarations ?	Code	Yes%	No%	N/A%
9.03		42.9%	52.7%	4.4%
9.04 Is physical inspection of cargo by Customs based on risk assessment?	9.04	75.8%	5.5%	18.7%
9.05 Does the Customs administration of your country conduct seminars to train traders and their agents in the filing of customs declarations ?	9.05	78.0%	14.3%	7.7%



## Section 9: Data Quality Control

9.03	Does your country use Automated Data declarations?	Code	Yes%	No%	N/A%	Comments
9.03		Code	Yes%	No%	N/A%	
9.04	Is phone used on risk assessment?	9.03	40.0%	40.0%	20.0%	
9.05	Does the country conduct surveys in the filing of customs declarations?	9.04	80.0%	13.3%	6.7%	
9.05		9.05	73.3%	20.0%	6.7%	

## Section 10: Mode of Transportation

10.01 Do you compile trade statistics by mode of transport?		
10.02	air	
10.03	sea	
10.04	inland waterway	
10.05	railway	
10.06	road	
10.07	pipeline	
10.08	other? <i>If Yes, please specify in Comments field</i>	

## Section 10: Mode of Transportation

Code	Yes%	No%	N/A%	of
10.01	76.9%	16.5%	6.6%	
10.02	84.6%	8.8%	6.6%	
10.03	74.7%	13.2%	12.1%	
10.04	35.2%	38.5%	26.4%	
10.05	54.9%	29.7%	15.4%	
10.06	63.7%	23.1%	13.2%	
10.07	38.5%	37.4%	24.2%	
10.08	36.3%	33.0%	30.8%	
10.08	other? <i>If Yes, please specify in Comments field</i>			

7-11 May 2007

## Section 10: Mode of Transportation

10.0	Code	Yes%	No%	N/A%	c
	10.01	Code	Yes%	No%	N/A%
	10.02	10.01	93.3%	0.0%	6.7%
10.0	10.03	10.02	100.0%	0.0%	0.0%
10.0	10.04	10.03	86.7%	13.3%	0.0%
10.0	10.05	10.04	33.3%	46.7%	20.0%
10.0	10.06	10.05	60.0%	20.0%	20.0%
10.0	10.07	10.06	86.7%	0.0%	13.3%
10.0	10.08	10.07	60.0%	20.0%	20.0%
10.08	o	10.08	46.7%	20.0%	33.3%
					field

7-11 May 2007

## Section 11: Reporting and Dissemination

11.04 Do you make documentation on your sources and methods publicly available ?

11.05 Do you publicly announce scheduled release dates?

11.06 Do you make data available on a Web site?

11.07 Do you regularly revise data (when additional information is available)?

## Section 11: Reporting and Dissemination

	Code	Yes%	No%	N/A%	
11.04 Do you make documentation on your sources and methods publicly available ?	11.04	76.9%	14.3%	8.8%	
11.05 Do you publicly announce scheduled release dates?	11.05	64.8%	26.4%	8.8%	
11.06 Do you make data available on a Web site?	11.06	85.7%	7.7%	5.5%	
11.07 Do you regularly revise data (when additional information is available)?	11.07	90.1%	3.3%	6.6%	



## Section 12: Inclusions

12.13	Code	Yes%	No%	N/A%	or including the
12.13	12.13	82.9%	9.0%	8.1%	
12.15	12.15	72.1%	14.4%	13.5%	their
12.22	12.22	64.0%	25.2%	10.8%	(es)
12.22	goods under financial lease (i.e., a lease of one year or more)				

## Section 12: Inclusions

12.13	Code	Yes%	No%	N/A%	or
12.13	12.13	86.7%	13.3%	0.0%	
12.15	12.15	93.3%	6.7%	0.0%	
12.22	12.22	73.3%	20.0%	6.7%	

## Section 13: Exclusions

13.12 goods under operational lease (i.e., a lease of less than one year)

13.22 goods for repair;  
*if Yes, please indicate in Comments whether you record the transaction separately.*

## Section 13: Exclusions

	Code	Yes%	No%	N/A%	
13.12	13.12	74.8%	13.5%	11.7%	ess
13.22	13.22	45.9%	37.8%	16.2%	ou

*record the transaction separately.*

## Section 13: Exclusions

13.12	Code	Yes%	No%	N/A%	ess
13.22	Code	Yes%	No%	N/A%	
13.12	13.12	60.0%	20.0%	20.0%	
13.22	13.22	40.0%	46.7%	13.3%	

Thank you for your  
attention